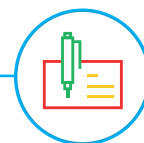


# Active Global Corporate Bond Fund - GBP Currency Hedged



Unit-Linked Life Insurance Reported in GBP (Gross of charges)

## FUND AIM

The investment objective of the fund is to exceed the Bloomberg Barclays USD/EUR/GBP Corporate 1% Issuer-Capped Index- GBP Hedged by 1.25% p.a. over a rolling 3 years basis (before fees).

## RISK AND REWARD PROFILE



The summary risk indicator is a guide to the level of risk of this product compared to other products. It shows how likely it is that the product will lose money because of movements in the markets or because we are not able to pay you.

The risk indicator assumes you keep the product for 1 years. The actual risk can vary significantly if you cash in at an early stage and you may get back less.

For more information, please refer to the Key Risks section on page 3.

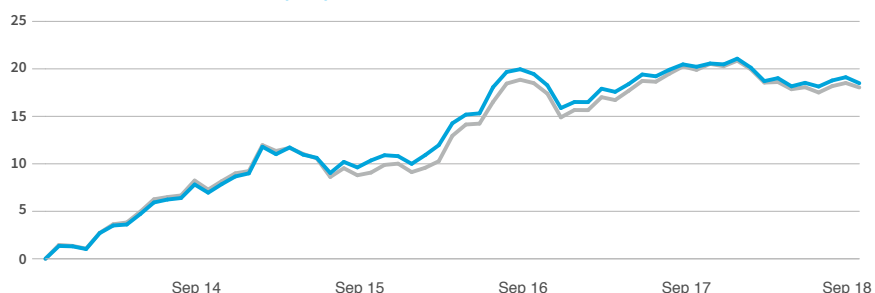
## WHO IS THIS FUND FOR?

- The trustees of UK registered and certain non-UK registered defined benefit or defined contribution occupational pension schemes, which may be classified as either retail clients or professional clients.
- Although investors can take their money out at any time, the recommended minimum holding period is 1 year.
- Please refer to your professional advisor who should be able to advise you on the suitability of this fund for your scheme.

## FUND FACTS

Fund size <b>£1,473.9m</b>	Base currency <b>GBP</b>	Benchmark <b>USD/EUR/GBP Corp 1% Issuer-Capped Idx-GBP Hgd</b>
Launch date <b>Mar 2012</b>	Domicile <b>United Kingdom</b>	Gross redemption yield <b>3.11% (unhedged)</b>
		Modified duration <b>6.64 years</b>

## PERFORMANCE (%)



	YTD	3m	6m	1y	3y	5y
■ Fund	-2.12	0.30	-0.44	-1.42	2.40	3.45
■ Benchmark	-2.34	0.45	-0.49	-1.55	2.66	3.37
Relative	+0.22	-0.15	+0.05	+0.13	-0.26	+0.08

## CALENDAR YEAR PERFORMANCE (%)

	2017	2016	2015	2014	2013
Fund	3.93	5.92	0.92	7.87	0.05
Benchmark	4.50	5.99	-0.10	8.07	-0.14
Relative	-0.57	-0.07	+1.02	-0.20	+0.19

All performance periods over a year will be annualised. Source: LGIM. Performance based on weekly mid-market prices before the deduction of fees. **Past performance is not a guide to future performance and the value of investments can go down as well as up.**

## FUND CHARACTERISTICS

The fund may achieve all or a significant amount of its exposure by purchasing shares in the LGIM Global Corporate Bond Fund which is a UCITS Compliant OEIC sub-fund. The underlying fund will principally invest in a variety of fixed, floating, index-linked and zero coupon government bonds and corporate bonds, other fixed or floating debt securities that may include Asset-Backed Securities (ABS), hybrid bonds, shares in the sub-funds of LGIM Liquidity Funds Plc. and other cash and money market instruments. Currency hedging is achieved by selling forward for approximately one month the relevant currency exposure of the Fund.

### Benchmark note

A Bloomberg Barclays Index

## PORTFOLIO BREAKDOWN

All data source LGIM unless otherwise stated. Totals may not sum due to rounding.



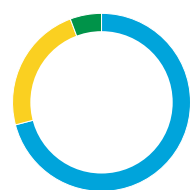
■ Top 10 issuers 36.3%  
■ Rest of portfolio 63.7%  
No. of issuers 293

### TOP 10 ISSUERS (%)

Bundesrepublik Deutschland	15.1
United States of America	10.2
United Kingdom	2.5
AT&T Inc	1.4
Goldman Sachs Group Inc	1.4
Jpmorgan Chase & Co.	1.3
Abbvie Inc	1.2
Vodafone Plc	1.1
Cigna Corporation	1.1
HSBC Holdings plc	1.1

### TOP SECTOR OVER/UNDERWEIGHTS (%)

	Fund	Benchmark	Relative
Treasuries	27.8	-	27.8
Agencies	1.8	-	1.8
Cash	0.7	-	0.7
ABS	0.1	-	0.1
Covered	0.1	-	0.1
Supranational	0.0	-	0.0
Sovereign	0.0	-	0.0
Utilities	4.0	5.9	-1.9
Financials	28.0	35.6	-7.6
Industrials	37.5	58.5	-21.0



### CURRENCY (%)

■ USD	70.9
■ EUR	23.4
■ GBP	5.7

This is the currency breakdown before allowing for any hedging the fund may use.

### CREDIT RATING (%)

	Fund	Benchmark	Relative
AAA	26.1	1.6	24.5
AA	7.7	10.2	-2.5
A	25.8	38.8	-13.1
BBB	36.5	49.4	-12.9
BB	3.4	-	3.4
B	-0.2	-	-0.2
Cash	0.7	-	0.7

## FUND MANAGER COMMENTARY

Global credit spreads (the additional yield available on corporate bonds compared to government bonds) tightened slightly over the quarter amid an improving global economy and steady corporate earnings growth. However, total returns from credit markets were hindered by underlying government bond yields, which rose notably following hawkish rhetoric from several major central banks, more upbeat economic data and rising inflation expectations.

Our overall underweight to credit risk was negative for performance as global credit spreads tightened over the quarter due to continued strong earnings growth in the US. However our underweight in Pan-European credit was positive, as sterling credit in particular lagged the broader global credit, weighed down by Brexit uncertainty. Our European subordinated financial exposure outperformed, as European political risk abated and the market focused on strong bank earnings. Duration and currency positioning were positive. The fund's short duration bias and long US dollar positions were the key drivers.

Looking ahead, the move higher in interest rates, combined with evidence of increasing inflation pressure, has the potential to undermine risky asset classes. Emerging markets are once again in the firing line, while geopolitical tensions (e.g. Italy, Brexit, US-China trade) are likely to have an exaggerated impact on the market. That said, global growth should remain strong for now, and the upcoming earnings season is likely to show healthy growth. Given this mixed outlook, and following the spread tightening of September, we remain comfortable with our cautious global credit outlook.



Colin Reedie



Julien Houdain

### FUND MANAGERS

Colin joined LGIM in 2005 from Henderson Global Investors where he was Head of Investment Grade Credit Fund Management. He has 25 years' experience in bond markets, specialising in non-government debt.

Julien joined LGIM in September 2007 from Fortis Investments, where he was a quantitative strategist. Julien has a PhD in financial modelling from the Ecole Normale Supérieure, France.

## KEY RISKS

- The value of an investment and any income taken from it is not guaranteed and can go down as well as up. You may get back less than the amount you originally invested.
- The return from your investment is not guaranteed and therefore you may receive a lower or higher return than you anticipated. There will be a variation in performance between funds with similar objectives due to the different assets selected.
- PMC's charges and associated transaction costs are subject to change, with notice for the former and without notice for the latter. Charges and transactions costs deducted from the policy reduce your potential for capital growth in the future.
- Tax rules and the treatment of income and capital gains could change in the future and may be applied retrospectively.
- Inflation reduces the purchasing power of money over time as the cost of purchasing goods and services increases. If the rate of inflation exceeds the rate of return on your portfolio, it will erode the value of your portfolio and its investments in real terms.
- In extreme market conditions it may be difficult to realise assets held for a fund and it may not be possible to redeem units at short notice. We may have to delay acting on your instructions to sell or the price at which you cancel the units may be lower than you anticipated.
- The value of a fund's assets may be affected by uncertainties such as international political developments, market sentiment, economic conditions, changes in government policies, restrictions on foreign investment and currency repatriation, currency fluctuations and other developments in the laws and regulations of countries in which investment may be made.
- PMC seeks to mitigate counterparty risk wherever possible on behalf of its policyholders through a variety of measures which include: each fund's non-cash assets being held with independent custodians, sweeping cash (where appropriate) overnight into the LGIM's range of Liquidity funds (above a deminimus level), using the delivery versus payment system when settling transactions and the use of central clearing for exchange traded derivatives and forward foreign exchange transactions. However, in the event of the failure of a counterparty, custodian or issuer there is a residual risk that a fund may suffer asset losses which are unrecoverable.

For more information, please refer to the Description of Funds [↗](#)



### SPOTLIGHT ON LEGAL & GENERAL INVESTMENT MANAGEMENT

We are one of Europe's largest asset managers and a major global investor, with assets under management of £984.8 billion (as at 30 June 2018). We work with a wide range of global clients, including pension schemes, sovereign wealth funds, fund distributors and retail investors.

Assets under management include derivative positions and assets managed by LGIMA, an SEC Registered Investment Advisor.

## DEALING INFORMATION

Units can be purchased, sold or switched on a designated dealing day. Funds are offered on a weekly or daily basis as below:

Weekly close	Yes
Daily close	No
Daily midday	No

Further information is available in the relevant operational procedures sheet and the Description of Funds [↗](#)

## TO FIND OUT MORE

 Visit [www.lgim.com](http://www.lgim.com)

 Call **+44 (0) 20 3124 3277**

We may record and monitor calls. Call charges will vary.

## Important information

Issued by Legal and General Assurance (Pensions Management) Limited ("PMC") which is a life insurance company and manages this investment using an insurance policy notionally divided into a number of Funds. Registered in England and Wales No. 01006112. Registered Office: One Coleman Street, London, EC2R 5AA. Authorised by the Prudential Regulation Authority and Regulated by the Financial Conduct Authority and the Prudential Regulation Authority No. 202202. Legal & General Investment Management Limited has been appointed as the discretionary investment manager for this Fund, it is authorised and regulated by the Financial Conduct Authority No. 119272. All features described in this factsheet are those current at the time of publication and may be changed in the future. Nothing in this factsheet should be construed as advice and it is therefore not a recommendation to buy or sell securities. If in doubt about the suitability of this product, you should seek professional advice. Copies of the Key Features Document, Descriptions of Funds and associated policy documents are available free of charge on request. This document is only directed at investors resident in jurisdictions where our funds are registered for sale. It is not an offer or invitation to persons outside of those jurisdictions. We reserve the right to reject any applications from outside of such jurisdictions.

Source: Unless otherwise indicated all data contained in this factsheet is sourced from Legal & General Investment Management Limited. Where this document contains third party data ("Third Party Data"), we cannot guarantee the accuracy, completeness or reliability of such Third Party Data and accept no responsibility or liability whatsoever in respect of such Third Party Data.

Bloomberg® is a trademark and service mark of Bloomberg Finance L.P. (collectively with its affiliates, "Bloomberg"). Barclays® is a trademark and service mark of Barclays Bank Plc (collectively with its affiliates, "Barclays"), used under license. Bloomberg or Bloomberg's licensors, including Barclays, own all proprietary rights in the Bloomberg Barclays Indices. Neither Bloomberg nor Barclays approve or endorse this material, or guarantees the accuracy or completeness of any information herein, or makes any warranty, express or implied, as to the results to be obtained therefrom and, to the maximum extent allowed by law, neither shall have any liability or responsibility for injury or damages arising in connection therewith.

**Internal Fund Code: CSAG**