

# Legal & General Multi-Index Income 4 Fund



Unit Trust (NURS non-complex) C-Class GBP

## FUND AIM

The fund objective is to provide a combination of income and capital growth and to keep the fund within a pre-determined risk profile. While this will be the fund's focus, it will have a bias towards investments that pay a higher income. The fund's potential gains and losses are likely to be limited by the objective to stay within its particular risk profile.

## FUND RANGE

The fund is part of a range of risk targeted funds. The risk profile ranges from 1-10 with 1 being the least risky, and 10 being the most.

The fund targets risk profile 4. The level of risk in the fund is managed by restricting the types and proportions of the assets it holds.

We have selected Distribution Technology as our current risk profiler. Distribution Technology are an independent agency who provide risk profiling tools to advisers and fund managers.

## WHO IS THIS FUND FOR?

- This fund is primarily designed for investors: who have received advice and had their attitude to risk assessed and matched to the risk profile of this fund but may be appropriate for those investors who have considered the risk profile of this fund with the others in the multi-Index range; who are looking for income or growth from an investment in company and government bonds (a type of loan that pays interest), cash, company shares and property.
- Although investors can take their money out at any time, this fund may not be appropriate for those who plan to withdraw their money within five years.
- This fund is not designed for investors who cannot afford more than a minimal loss of their investment.

## FUND FACTS

Fund size <b>£55.5m</b>	Base currency <b>GBP</b>	IA Sector <b>IA Volatility Managed</b>
Launch date <b>9 Oct 2015</b>	Domicile <b>UK</b>	Underlying yield <b>3.1%</b>

## COSTS

Initial charge <b>0.00%</b>	Ongoing charge <b>0.29%</b>
Price basis <b>Dual</b>	Bid / Offer spread <b>0.64%</b>

## PERFORMANCE (%)

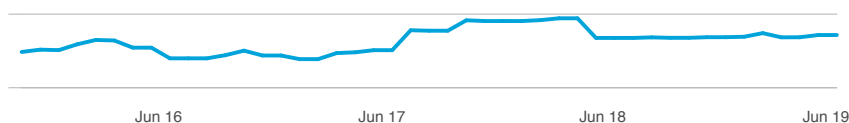


	1 month	3 months	1 year	3 years	Launch
■ Fund	2.69	3.78	6.46	18.95	24.88

## 12 MONTH PERFORMANCE TO MOST RECENT QUARTER (%)

12 months to 30 June	2019	2018	2017	2016	2015
Fund	6.46	1.89	9.66	-	-

## HISTORICAL RISK PROFILE POSITIONING (RISK PROFILE 4)



Performance for the C Inc unit class in GBP, launched on 09 October 2015. Source: Lipper. Performance assumes all fund charges have been taken and that all income generated by the investments, after deduction of tax, remains in the fund.

**Past performance is not a guide to the future.**

The chart illustrates the positioning of the Multi-Index Income 4 fund since inception within the corresponding risk profile. LGIM calculations based on month-end target asset allocations and the variance-covariance matrix as provided by Distribution Technology at the time.

For detail on price basis methodologies please refer to the 'Guide to Investing With Us' found on our website. [↗](#)

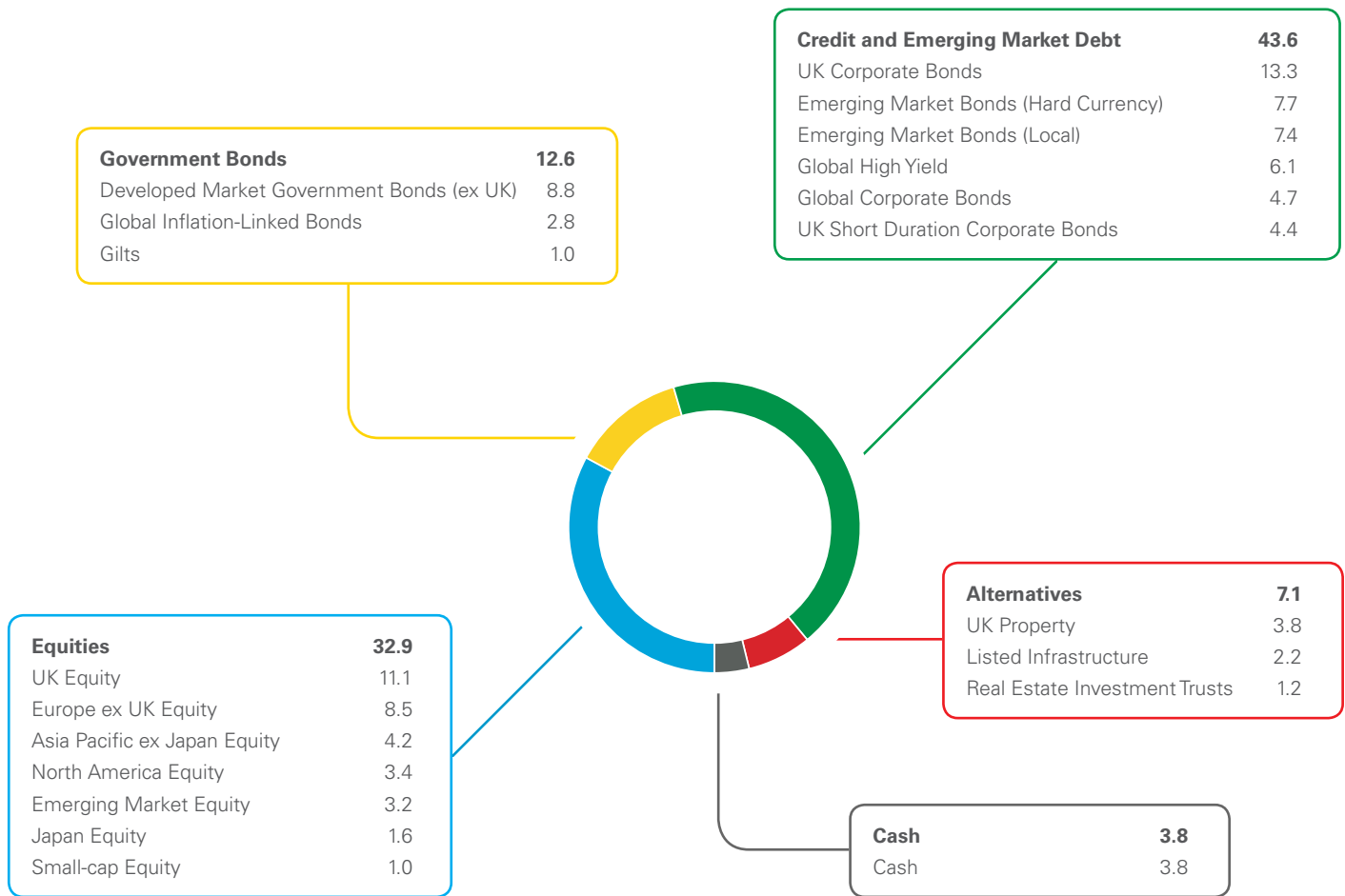
## FUND SNAPSHOT

- Aims to generate a stable income for investors while maintaining its risk profile
- A risk-profile targeted portfolio of bonds, equities and some exposure to commercial property for income and capital growth
- We actively adjust funds to give your assets the best chance of generating a sustainable and reliable income



## PORTFOLIO BREAKDOWN

All data source LGIM unless otherwise stated. Totals may not sum due to rounding.



**Justin Onuekwusi**     **Andrzej Pioch**     **Francis Chua**


### FUND MANAGERS

The fund managers have responsibility for managing the multi-index fund range. They are part of the Multi-Asset Funds (MAF) team in LGIM. This team focuses on designing and managing multi-asset funds that are tailored to match the specific objectives of various client types. The team sits within a wider Asset Allocation team which combines both depth of experience with a broad range of expertise from different fields, including fund management, investment consulting and risk management roles.

### TOP 10 HOLDINGS (%)

LGIM Sterling Liquidity Fund Class 1	8.9
L&G Emerging Markets Government Bond (US\$) Index Fund	7.7
L&G Emerging Markets Government Bond (Local Currency) Index Fund	7.4
L&G Sterling Corporate Bond Index Fund	6.6
L&G Managed Monthly Income Trust	6.6
L&G High Income Trust	6.1
L&G UK Index Trust	5.4
iShares UK Dividend UCITS ETF	4.8
LGIM Global Corporate Bond Fund	4.7
L&G Short Dated Sterling Corporate Bond Index Fund	4.5

## RISK PROFILE



The synthetic risk and reward indicator (SRRI) is based on the historic volatility of the fund's value and it may change in the future. The fund is in category 4 because the mix of different asset types in which the fund invests has a balancing effect on the rate at which the fund share price moves up and down.

## KEY RISKS

- The value of an investment and any income taken from it is not guaranteed and can go down as well as up. You may not get back the amount you originally invested.
- The fund invests directly or indirectly in bonds which are issued by companies or governments. If these companies or governments experience financial difficulty, they may be unable to pay back some or all of the interest, original investment or other payments that they owe. If this happens, the value of the fund may fall.
- By investing in other funds this fund indirectly holds bonds and property that are traded through agents, brokers or investment banks or directly between buyers and sellers. This makes them less easy to buy and sell than investments traded on an exchange. In exceptional circumstances the fund may not be able to sell its holdings in other funds and may defer withdrawals, or suspend dealing. The Directors can only delay paying out if it is in the interests of all investors and with the permission of the fund depositary.
- The fund could lose money if any institution providing services such as acting as counterparty to derivatives or other instruments, becomes unwilling or unable to meet its obligations to the fund.
- Derivatives are highly sensitive to changes in the value of the asset on which they are based and can increase the size of losses and gains.
- The fund may have underlying investments that are valued in currencies that are different from sterling (British pounds). Exchange rate fluctuations will impact the value of your investment. Currency hedging techniques may be applied to reduce this impact but may not entirely eliminate it.
- We may take some or all of the ongoing charges from the fund's capital rather than the fund's income. This increases the amount of income, but it reduces the growth potential and may lead to a fall in the value of the fund.
- Investment returns on bonds are sensitive to trends in interest rate movements. Such changes will affect the value of your investment.

For more information, please refer to the key investor information document on our website [↗](#)

## LATEST DISTRIBUTION INFORMATION

For distributing unit classes, the latest payments are shown below. Please note that these payments are not guaranteed, are at the discretion of the manager and may be paid out of capital.

Type	Ex-div date	Pay date	Pence per unit
Interim	16 May 19	14 Jun 19	0.15p
Interim	16 Apr 19	14 May 19	0.12p
Interim	18 Mar 19	12 Apr 19	0.15p
Interim	18 Feb 19	14 Mar 19	0.15p

## Important information

Copyright © 2019 Legal & General. This document is subject to copyright. Any unauthorised use is strictly prohibited. All rights are reserved. Issued by Legal & General (Unit Trust Managers) Limited as management company for this fund. Registered in England and Wales No. 01009418. Registered Office: One Coleman Street, London, EC2R 5AA. Authorised and Regulated by the Financial Conduct Authority No. 119273. We are members of the Investment Association. All features described in this fact sheet are those current at the time of publication and may be changed in the future. Nothing in this fact sheet should be construed as advice and it is therefore not a recommendation to buy or sell investments. If in doubt about the suitability of this product, you should seek professional advice. No investment decisions should be made without first reviewing the key investor information document of the Fund ("KIID") which can be obtained from [www.legalandgeneral.com](http://www.legalandgeneral.com). This fact sheet is only directed at investors resident in jurisdictions where this fund is registered for sale. It is not an offer or invitation to persons outside of those jurisdictions. We reserve the right to reject any applications from outside of such jurisdictions.



## SPOTLIGHT ON LEGAL & GENERAL INVESTMENT MANAGEMENT

We are one of Europe's largest asset managers and a major global investor, with assets under management of £1,015.50 billion (as at 31 December 2018). We work with a wide range of global clients, including pension schemes, sovereign wealth funds, fund distributors and retail investors.

The AUM disclosed aggregates the assets managed by LGIM in the UK, LGIMA in the US and LGIM Asia in Hong Kong. The AUM includes the value of securities and derivatives positions.

## DEALING INFORMATION

Valuation frequency	Daily, 3pm (UK time)
Dealing frequency	Daily
Settlement period	T+4

## CODES

<b>ISIN</b>	C Acc	GB00BZ0RRJ37
	C Inc	GB00BZ0RRH13
<b>SEDOL</b>	C Acc	BZ0RRJ3
	C Inc	BZ0RRH1
<b>Bloomberg</b>	C Acc	LGM4CAC LN
	C Inc	LGM4CIN LN

## TO FIND OUT MORE

 Visit [www.legalandgeneral.com](http://www.legalandgeneral.com)

 Call **0370 050 0955**

 Email [investments@landg.com](mailto:investments@landg.com)

Lines are open Monday to Friday 8.30am to 6.00pm. We may record and monitor calls. Call charges will vary.