

# L&G Pharma Breakthrough UCITS ETF

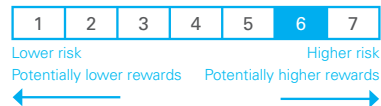
ETF (UCITS compliant) USD Accumulating ETF Class



## FUND AIM

The L&G Pharma Breakthrough UCITS ETF (the "ETF") aims to track the performance of the Solactive Pharma Breakthrough Value Index (the "Index"). More information on the Index can be found on page 2 of this document.

## RISK AND REWARD PROFILE



This ETF is rated 6 due to the nature of its investments and its risks.

The rating is calculated based on historical data and may not be a reliable indication of the ETF's future risk profile.

The risk category may shift over time.

The lowest category on the above scale does not mean "risk free."

## WHO IS THIS FUND FOR?

- This ETF is designed for investors looking to grow their money in an investment which can form part of their existing savings portfolio
- Although investors can take their money out at any time, this ETF may not be appropriate for those who plan to withdraw their money within five years
- If you do not understand the information in this document, the key investor information document or the prospectus, we recommend that you seek additional information or advice to help you decide if this ETF is suitable for you.

## FUND FACTS

Fund size	Base currency	Index
<b>\$8.0m</b>	<b>USD</b>	<b>Solactive Pharma Breakthrough Value Index Net TR USD</b>
Listing date	Domicile	Index ticker
<b>23 Jan 2018</b>	<b>Ireland</b>	<b>SOLBIOT</b>
		Replication method
		<b>Physical - backed by equities</b>

## COSTS

Total expense ratio  
**0.49%**

## PERFORMANCE (%) IN USD



	1 month	6 months	1 year	3 years	Launch
NAV	-8.09	6.86	-7.81	-	-8.42
Index	-8.07	7.13	-7.24	-	-7.06
Relative	-0.02	-0.27	-0.57	-	-1.36

## FUND SNAPSHOT

- **Long-term allocation**  
Long-term value in a pharmaceutical sub-sector that benefits from certain commercial and regulatory incentives
- **High growth potential**  
Aims to capture the future growth opportunity in orphan drugs
- **Leveraging industry expertise**  
An index tracking investment strategy that is supported by a team of pharmaceutical experts

## ANNUAL PERFORMANCE (%)

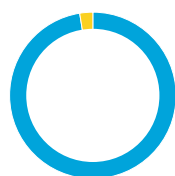
12 Months to 31 March	2020	2019	2018	2017	2016
NAV	-7.81	7.93	-	-	-
Index	-7.24	8.75	-	-	-
Relative	-0.57	-0.82	-	-	-

Performance for the USD Accumulating ETF class, listed on 23 January 2018. Source: Lipper. Performance assumes all ETF charges have been taken and that all income generated by the investments, after deduction of tax, remains in the ETF.

**Past performance is not a guide to the future.**

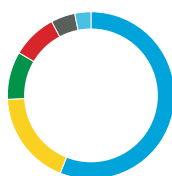
## INDEX BREAKDOWN

The breakdowns below relate to the Index. The ETF's portfolio may deviate from the below. All data source LGIM unless otherwise stated. Totals may not sum to 100% due to rounding.



### SECTOR (%)

Health Care	97.5
Pharma & Biotech	2.5



### CURRENCY (%)

USD	56.0
JPY	18.3
CHF	9.3
EUR	8.7
AUD	4.7
SEK	3.1



■ Top 10 constituents 32.0%  
■ Rest of Index 68.0%

No. of constituents in Index 35

### TOP 10 CONSTITUENTS (%)

Nippon Shinyaku	3.5
Mochida Pharmaceutical	3.4
Grifols	3.3
Vertex Pharmaceuticals	3.2
Basilea Pharmaceutica	3.1
Biogen	3.1
Swedish Orphan Biovitrum	3.1
EISAI	3.1
Emergent BioSolutions	3.1
Novartis	3.1

## INDEX DESCRIPTION

The Index is comprised of bio-technology companies which are publicly traded on various stock exchanges around the world that are actively engaged in the research, development and manufacture of orphan drugs. An "orphan drug" is a pharmaceutical product that has been developed specifically to treat rare diseases or disorders. A company is only eligible for inclusion in the Index if (1) it is of a sufficient size (determined by reference to the total market value of the proportion of its shares that are publicly traded) and (2) it is sufficiently "liquid" (a measure of how actively its shares are traded on a daily basis).

The universe of companies out of which the Index selection is made is refreshed annually in April. However, the Index is reconstituted semi-annually in April and October in accordance with the full selection criteria and all companies are equally weighted within the Index. On a monthly basis, the weight of each company is assessed and, if any of them exceeds 15% of the Index, the weights of all companies are adjusted so that they are again equally weighted within the Index.

## INVESTMENT MANAGER

GO ETF Solutions LLP is the investment manager for each of the exchange traded funds (ETFs) issued by Legal & General UCITS ETF Plc and is responsible for the day-to-day investment management decisions for this ETF. The team is highly experienced with respect to all aspects relating to the management of an ETF portfolio, including collateral management, OTC swap trading, adherence to UCITS regulations and counterparty exposure and monitoring.

## KEY RISKS

- The value of an investment and any income taken from it is not guaranteed and can go down as well as up; you may not get back the amount you originally invested.
- An investment in the ETF involves a significant degree of risk. Any decision to invest should be based on the information contained in the relevant prospectus. Prospective investors should obtain their own independent accounting, tax and legal advice and should consult their own professional advisers to ascertain the suitability of the ETF as an investment.
- The value of the shares in the ETF is directly affected by increases and decreases in the value of the Index. Accordingly the value of a share in the ETF may go up or down and a shareholder may lose some or the entire amount invested.
- The ETF's ability to closely track the Index will be affected by its ability to purchase and/or sell the Index constituents and any legal or regulatory restrictions or disruptions affecting them.
- The ETF's ability to closely track the Index will also be affected by transaction costs and taxes incurred when adjusting its investment portfolio generally and/or to mirror any periodic adjustments to the constituents of the Index. There can be no certainty that ETF shares can always be bought or sold on a stock exchange or that the market price at which the ETF shares may be traded on a stock exchange will reflect the performance of the Index.
- The ETF is subject to the risk that third party service providers (such as a bank entering into swaps with the ETF or the ETF's depository) may go bankrupt or fail to pay money due to the ETF or return property belonging to the ETF.
- As the Index includes micro, small and medium-sized publicly traded companies, the ETF is subject to the risk that such companies may be more vulnerable to adverse business or economic events and greater and more unpredictable price changes than larger companies or the stock market as a whole.
- Companies that are actively engaged in the research, development and manufacture of orphan drugs are particularly vulnerable to the risk that, following lengthy and costly development periods, a drug may not ultimately enter into revenue-generating commercial production as a result of: (i) clinical trial failures, (ii) governmental intervention or refusal to grant appropriate approvals and/or licenses for clinical trials or commercial production and/or (iii) a lack of commercial viability. Additionally, the emergence of cheaper or more effective drugs could lead to a decline in the revenues of such companies. Such factors could lead to a decline in the value of the companies represented in the Index and therefore the ETF.

For more information, please refer to the key investor information document on our website [↗](#)

## TRADING INFORMATION

Exchange	Currency	ISIN	SEDOL	Ticker	Bloomberg
London Stock Exchange	USD	IE00BF0H7608	BF0H760	BIOT	BIOT LN
London Stock Exchange	GBP	IE00BF0H7608	BDT5BG9	BIGT	BIGT LN
Deutsche Börse	EUR	IE00BF0H7608	BDVP3N8	ETLI	ETLI GY
Borsa Italiana	EUR	IE00BF0H7608	BDVP3M7	BIOT	BIOT IM
NYSE Euronext	EUR	IE00BF0H7608	BDVP3P0	BIOT	BIOT NA

The currency shown is the trading currency of the listing.



## SPOTLIGHT ON LEGAL & GENERAL INVESTMENT MANAGEMENT

We are one of Europe's largest asset managers and a major global investor, with assets under management of £1,196.2 billion (as at 31 December 2019). We work with a wide range of global clients, including pension schemes, sovereign wealth funds, fund distributors and retail investors.

Source: LGIM internal data as at 31 December 2019. The AUM disclosed aggregates the assets managed by LGIM in the UK, LGIMA in the US and LGIM Asia in Hong Kong. The AUM includes the value of securities and derivatives positions.

## COUNTRY REGISTRATION



## AVAILABILITY

ISA eligible	Yes
SIPP eligible	Yes
UK Fund Reporting Status	Yes

## TO FIND OUT MORE



Lines are open Monday to Friday 8.30am to 6.00pm. We may record and monitor calls. Call charges will vary.

## Index Disclaimer

The L&G Pharma Breakthrough UCITS ETF (the "ETF") is not sponsored, promoted, sold or supported by Solactive AG. Nor does Solactive AG offer any express or implicit guarantee or assurance either with regard to the results of using the Index and/or Index trade mark or the Index price, at any time or in any other respect.

The Solactive Pharma Breakthrough Value Index (the "Index") is calculated and published by Solactive AG. Solactive AG uses its best efforts to ensure that the Index is calculated correctly. Irrespective of its obligations towards the Legal & General UCITS ETF Plc, Solactive AG has no obligation to point out errors in the Index to third parties including, but not limited to, investors and/or financial intermediaries of the ETF. Solactive AG does not guarantee the accuracy and/or the completeness of the Index or any related data, and shall not have any liability for any errors, omissions or interruptions therein.

Neither publication of the Index by Solactive AG, nor the licensing of the Index or Index trade mark, for the purpose of use in connection with the ETF, constitutes a recommendation by Solactive AG to invest capital in said ETF nor does it, in any way, represent an assurance or opinion of Solactive AG with regard to any investment in this ETF. In no event shall Solactive AG have any liability for any lost profits or indirect, punitive, special or consequential damages or losses, even if notified of the possibility thereof.

## Important Information

Copyright © 2020 Legal & General. This document is subject to copyright. Any unauthorised use is strictly prohibited. All rights are reserved.

Issued by LGIM Managers (Europe) Limited as management company for this fund. Registered in Ireland No. 609677. Registered Office: 33/34 Sir John Rogerson's Quay, Dublin, 2, Ireland. Authorised and Regulated by the Central Bank of Ireland No. C173733.

GO ETF Solutions LLP has been appointed as the discretionary investment manager for this Fund, it is authorised and regulated by the Financial Conduct Authority No.477266.

We are a member of the Irish Funds Association.

All features described in this factsheet are those current at the time of publication and may be changed in the future. Nothing in this factsheet should be construed as advice and it is therefore not a recommendation to buy or sell securities. If in doubt about the suitability of this product, you should seek professional advice. Copies of the prospectus, key investor information document, annual and semi-annual reports & accounts are available free of charge on request or at [www.lgimETF.com](http://www.lgimETF.com).

This document is only directed at investors resident in jurisdictions where our funds are registered for sale. It is not an offer or invitation to persons outside of those jurisdictions. We reserve the right to reject any applications from outside of such jurisdictions.