

SICAV

Active

Fixed income

# L&G Emerging Markets Bond Fund

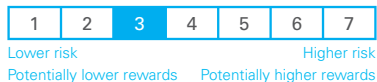


SICAV (UCITS compliant) Z-Class EUR (Unhedged) Acc

## FUND AIM

The Fund aims to provide investors with a combination of growth and income.

## RISK AND REWARD PROFILE



The synthetic risk and reward indicator (SRRI) is based on the historic volatility of the fund's value and it may change in the future.

The fund is in category 3 because it invests in company or government bonds which are sensitive to changes in interest rates, inflation and credit. This can be driven by political and economic changes and other significant events and may cause the value to fluctuate.

For more information, please refer to the Key Risks section on page 3.

## WHO IS THIS FUND FOR?

- This fund is designed for investors looking for income or growth from an investment in fixed income securities
- Although investors can take their money out at any time, this fund may not be appropriate for those who plan to withdraw their money within five years
- This fund is not designed for investors who cannot afford more than a minimal loss of their investment
- If you do not understand this document we recommend you seek additional information to help you decide if this fund is right for you

## FUND FACTS

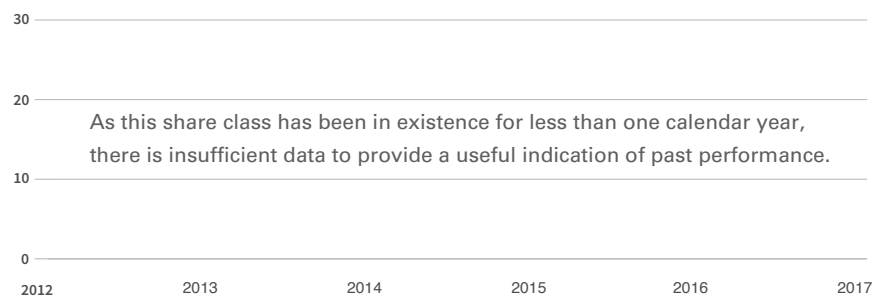
Fund size <b>\$58.1m</b>	Base currency <b>USD</b>	Benchmark <b>Composite*</b>	
Launch date <b>24 Oct 2016</b>	Domicile <b>Luxembourg</b>	Modified duration <b>5.39 years</b>	Gross redemption yield <b>6.01% (unhedged)</b>

\*JP Morgan 50% EMBIG Div Index / J P Morgan 50% CEMBI Div Index

## COSTS

Initial charge <b>0.00%</b>	Ongoing charge <b>0.06%</b>
Price basis <b>Single- full swing</b>	Dilution adjustment <b>0.6% - round trip</b>

## PERFORMANCE (%)



	1m	6m	1y	3y	Launch
Fund	-	-	-	-	-

## 12 MONTH PERFORMANCE TO MOST RECENT QUARTER (%)

12 months to 30 June	2018	2017	2016	2015	2014
Fund	-	-	-	-	-
Benchmark	-	-	-	-	-

All performance periods over a year will be annualised. Performance for the Z EUR (Unhedged) Acc share class in EUR, launched on 23 May 2018. Source: Lipper. Performance assumes all fund charges have been taken and that all income generated by the investments, after deduction of tax, remains in the fund. This fund has adopted a single swinging price, this means that on any given day the single dealing price will be set at either bid, offer or somewhere in between, based on whether there was a net inflow or outflow into or out of the Fund. The past performance depicted in this factsheet is based on that dealing price and therefore may appear more volatile than it would otherwise be if we were to show the notional bid or offer performance, this is as a result of the daily swing.

**Past performance is not a guide to future returns. The value of your investment and any income taken from it is not guaranteed and may go up and down.**

## FUND SNAPSHOT

- Aims to generate capital growth and income by investing in emerging market government and corporate bonds
- Actively managed, widely-diversified exposure to short duration emerging market fixed income
- Aims to capture attractive themes and opportunities as they emerge in a rapidly evolving asset class



## PORTFOLIO BREAKDOWN

All data source LGIM unless otherwise stated. Totals may not sum due to rounding.



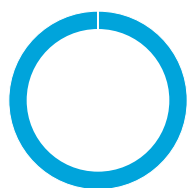
■ Top 10 issuers 20.5%  
■ Rest of portfolio 79.5%  
No. of issuers 145

### TOP 10 ISSUERS (%)

Province of Buenos Aires	3.2
Ukraine	2.9
Petroleos Mexicanos	2.2
Republic of Indonesia	2.1
Republic of Argentina	1.9
Republic of Panama	1.8
Republic of The Philippines	1.7
Republic Of Colombia	1.6
Petroleo Brasileiro SA	1.6
Republic of Sri Lanka	1.6

### TOP SECTOR OVER/UNDERWEIGHTS (%)

	Fund	Benchmark	Relative	
Sovereign	53.4	45.2	8.2	■
Oil & Gas	11.6	8.5	3.1	■
Cash and Equivalents	2.8	-	2.8	■
Basic Materials	7.2	6.5	0.7	■
Technology	0.3	0.6	-0.3	■
Health Care	0.8	1.1	-0.3	■
Other	0.0	0.4	-0.4	■
Telecommunications	3.8	4.7	-0.9	■
Utilities	3.6	5.0	-1.4	■
Consumer Goods	1.0	2.5	-1.4	■
Industrials	1.6	3.2	-1.6	■
Real Estate	1.2	2.8	-1.7	■
Financial Services	0.5	2.7	-2.1	■
Banks	10.3	13.5	-3.2	■



### CURRENCY (%)

■ USD	100.0
■ Other	0.0

This is the currency breakdown before allowing for any hedging the fund may use. We aim to hedge the portfolio 100% back to the base currency.

### CREDIT RATING (%)

	Fund	Benchmark	Relative	
AAA	0.0	0.1	-0.1	■
AA	1.5	1.2	0.3	■
A	5.5	13.4	-7.9	■
BBB	33.6	36.5	-2.9	■
BB	22.3	23.3	-0.9	■
B	25.8	20.5	5.2	■
CCC	6.5	2.8	3.7	■
CC	0.0	0.1	-0.1	■
C	0.1	0.1	0.0	■
D	0.5	0.5	-	■
NR	1.4	1.6	-0.2	■
Cash	2.8	-	2.8	■

## FUND MANAGER COMMENTARY

Emerging markets debt had another difficult month, with continued US dollar strength exposing vulnerabilities in some emerging market countries. In addition, an escalation of trade war rhetoric between the USA and China led the Chinese yuan to depreciate by close to 4% (the biggest monthly devaluation of the yuan versus the US dollar since 2015).

Over the month the EMBIG Diversified sovereign index returned -1.19% (with spreads widening by 25bps) and the CEMBI Broad Diversified corporate index returned -0.37% (with spreads widening by 11bps).

The fund's performance was negatively impacted by our overweight positions in Sub-Saharan Africa and Eastern Europe, especially in the Ukraine. However, our underweight in Asia, in particular in the greater China region, largely offset the underperformance from the aforementioned regions and countries.



### UDAY PATNAIK

Uday is responsible for developing LGIM's emerging market capabilities within the Multi-Strategy Fixed Income team. Uday joined LGIM in April 2014 from Gulf International Bank (UK) Ltd where he held the title of Chief Investment Officer with primary responsibility for managing the flagship EMD hedge fund and other fixed income portfolios. Uday has an MBA in finance from the University of Chicago and a BSc degree in industrial management from Carnegie Mellon University.

## KEY RISKS

- This fund holds bonds that, rather than being traded on an exchange, are traded through agents, brokers or investment banks matching buyers and sellers. This makes the bonds less easy to buy and sell than investments that are traded on an exchange and on any particular day there may not be a buyer or a seller for the bonds. In times of market uncertainty or if an exceptional amount of withdrawals are requested it may become less easy for your fund to sell investments and the Manager may defer withdrawals, or suspend dealing. The Manager can only delay paying out if it is in the interests of all investors and with the permission of the fund trustee or depositary.
- The fund invests directly or indirectly in bonds which are issued by companies or governments. If these companies or governments experience financial difficulty, they may be unable to pay back some or all of the interest, original investment or other payments that they owe. If this happens, the value of your fund may fall.
- This fund invests in countries where investment markets are considered to be less developed. This means that investments are generally riskier than those in developed markets because they: may not be as well regulated; may be more difficult to buy and sell; may have less reliable arrangements for the safekeeping of investments; or may be more exposed to political and taxation uncertainties. The value of the fund can go up or down more often and by larger amounts than funds that invest in developed countries, especially in the short term.
- The fund could lose money if any institution providing services such as acting as counterparty to derivatives or other instruments, becomes unwilling or unable to meet its obligations to the fund.
- Derivatives are highly sensitive to changes in the value of the asset on which they are based and can increase the size of losses and gains. The impact to the fund can be greater where derivatives are used in an extensive or complex way.
- The fund may have underlying investments that are valued in currencies that are different from the currency of this share class. Any such investments will be impacted by exchange rate fluctuations and this may affect the value of your investment and any income from it. Currency hedging techniques may be applied to reduce the impact of exchange rate fluctuations but may not entirely eliminate it.
- We may take some or all of the ongoing charges from the fund's capital rather than the fund's income. This increases the amount of income, but it reduces the growth potential and may lead to a fall in the value of the fund.
- Investment returns on bonds are sensitive to trends in interest rate movements. Their values are likely to fall when interest rates rise. Such falls may be more pronounced in a low interest rate environment. Bonds with a short time to go before their maturity date will fall by less than bonds with a longer time to their maturity date.

For more information, please refer to the key investor information document on our website [↗](#)

## COUNTRY REGISTRATION

 Germany  Luxembourg  Switzerland  United Kingdom



### SPOTLIGHT ON LEGAL & GENERAL INVESTMENT MANAGEMENT

We are one of Europe's largest asset managers and a major global investor, with assets under management of £983.3 billion (as at 31 December 2017). We work with a wide range of global clients, including pension schemes, sovereign wealth funds, fund distributors and retail investors.

Assets under management include derivative positions and assets managed by LGIMA, an SEC Registered Investment Advisor.

## DEALING INFORMATION

Valuation frequency Daily, 23:00 CET

Dealing frequency Each Business Day

Settlement period T+3

Administrator/Custodian Northern Trust

## CODES

ISIN LU1815131286

Bloomberg

## TO FIND OUT MORE

Legal & General SICAV C/O Northern Trust  
Luxembourg Management Company S.A.  
6 rue Lou Hemmer L-1748  
Senningerberg Grand-Duché de Luxembourg

 Visit [www.lgim.com](http://www.lgim.com)

 Call **+352 276 222 514**

 Email [LGIM-TALUX@ntrs.com](mailto:LGIM-TALUX@ntrs.com)

We may record and monitor calls. Call charges will vary.

## Important information

Issued by LGIM Corporate Director Limited as management company for this fund. Registered in England and Wales No. 07105051. Registered Office: One Coleman Street, London, EC2R 5AA. Authorised and Regulated by the Financial Conduct Authority No. 518241. Legal & General Investment Management Limited has been appointed as the discretionary investment manager for this Fund, it is authorised and regulated by the Financial Conduct Authority No. 119272. All features described in this factsheet are those current at the time of publication and may be changed in the future. Nothing in this factsheet should be construed as advice and it is therefore not a recommendation to buy or sell securities. If in doubt about the suitability of this product, you should seek professional advice. No investment decisions should be made without first reviewing the key investor information document of the Fund ("KIID") which can be obtained from [www.lgim.com](http://www.lgim.com). This fact sheet is only directed at investors resident in jurisdictions where this fund is registered for sale. It is not an offer or invitation to persons outside of those jurisdictions. We reserve the right to reject any applications from outside of such jurisdictions.

Information has been obtained from sources believed to be reliable but J.P. Morgan does not warrant its completeness or accuracy. The Index is used with permission. The Index may not be copied, used, or distributed without J.P. Morgan's prior written approval. Copyright 2018, J.P. Morgan Chase & Co. All rights reserved.

**Internal Fund Code: 5427**