



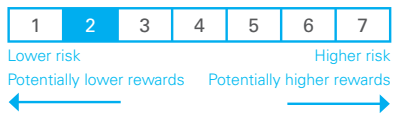
Legal & General Short Dated Sterling Corporate Bond Index Fund

Unit Trust (UCITS compliant) C-Class GBP

FUND AIM

The objective of this fund is to provide income and capital growth (if the income is reinvested) by tracking the total return of the Markit iBoxx Sterling Corporates 1-5 Index.

RISK AND REWARD PROFILE



The synthetic risk and reward indicator (SRRI) is based on the historic volatility of the fund's value and it may change in the future.

The fund is in category 2 because it invests in company or government bonds which are sensitive to changes in interest rates, inflation and credit. This can be driven by political and economic changes and other significant events and may cause the value to fluctuate.

For more information, please refer to the Key Risks section on page 3.

WHO IS THIS FUND FOR?

- This fund is designed for investors seeking income or growth from an investment in short dated bonds (a type of loan which pays interest).
- Although investors can take their money out at any time, this fund may not be appropriate for those who plan to withdraw their money within five years.
- This fund is not designed for investors who cannot afford more than a minimal loss of their investment.
- If you do not understand this document we recommend you seek additional information to help you decide if this fund is right for you.

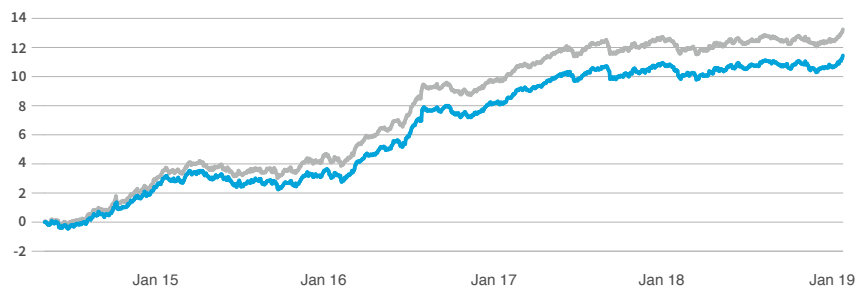
FUND FACTS

Fund size £1,113.9m	Base currency GBP	Benchmark Markit iBoxx Sterling Corporates 1-5 Index	
Launch date 14 May 2014	Domicile UK	Distribution yield 2.2%	Modified duration 2.81 years

COSTS

Initial charge 0.00%	Ongoing charge 0.09%
Price basis Dual	Bid / Offer spread 0.36%

PERFORMANCE (%)



	1 month	3 months	1 year	3 years	Launch
■ Fund	0.73	0.40	0.71	7.79	11.43
■ Benchmark	0.73	0.42	0.71	8.31	13.15

12 MONTH PERFORMANCE TO MOST RECENT QUARTER (%)

12 months to 31 December	2018	2017	2016	2015	2014
Fund	-0.22	2.43	4.94	0.97	-
Benchmark	-0.25	2.59	5.43	1.48	-

Performance for the C Inc unit class in GBP, launched on 14 May 2014. Source: Lipper. Performance assumes all fund charges have been taken and that all income generated by the investments, after deduction of tax, remains in the fund.

Please note, the benchmark is priced at the close whereas the fund is priced earlier. This can lead to artificially high tracking difference stated on the factsheet. Please see overleaf for gross tracking difference with both fund and index on a closed-price basis.

Past performance is not a guide to future returns. The value of your investment and any income taken from it is not guaranteed and may go up and down.

For detail on price basis methodologies please refer to the 'Guide to Investing With Us' found on our website. [↗](#)

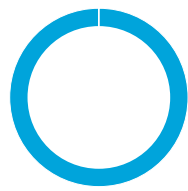
FUND SNAPSHOT

- Aims to track the total return of the Markit iBoxx Sterling Corporates 1-5 Index
- Invests in 'short-dated' corporate bonds, which tend to be less sensitive to interest rate risk than longer-dated bonds
- Employs a straightforward, low-cost and pragmatic index replication approach



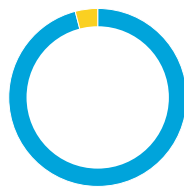
PORTFOLIO BREAKDOWN

All data source LGIM unless otherwise stated. Totals may not sum due to rounding.



CURRENCY (%)

■ GBP	100.0
-------	-------



YEARS TO MATURITY (%)

■ 0 to 5	95.9
■ 5+	4.1



■ Top 10 holdings 9.7%
 ■ Rest of portfolio 90.4%
 No. of issuers in fund 203
 No. of issuers in index 178

TOP 10 HOLDINGS (%)

Barclays Bank 10.0% 2021	1.8
Barclays Bank 3.125% 2024	1.1
Barclays Bank 2.37% 2023	1.1
Scottish Widows 5.5 16/06/23	0.9
Imperial Brands Financed 9.0% 2022	0.9
Rabobank 2.25% 2022	0.9
UBS AG London 1.25% 2020	0.8
TELEFO 5.289% 2022	0.8
Wells Fargo 2.125% 2023	0.7
Scottish & Southern Energy 3.875%	0.7

CREDIT RATING (%)

AAA	1.0
AA	14.5
A	30.4
BBB	53.2
NA	0.5
NR	0.4
Sub-i	0.1

COUNTRY (%)

United Kingdom	41.0
United States	12.9
Netherlands	10.9
France	7.2
Australia	3.9
Germany	3.5
Sweden	3.1
Cayman Islands	2.2
Jersey	2.2
Other	13.1

SECTOR (%)

Financials	52.7
Utilities	14.0
Consumer Goods	13.1
Industrials	4.6
Telecommunications	3.8
Consumer Services	3.5
Basic Materials	2.0
Oil & Gas	1.6
Technology	1.0
Gilts	0.6

INDEX TRACKING

The team believes that successful index tracking strikes a balance between close matching of the index and the management of trading costs. Using pragmatic replication, all the bonds in the portfolio are held broadly in line with their index weights, ensuring close tracking of the index.

TRACKING ERROR (%)

3 years	4 years	5 years	7 years	10 years	Launch
-0.01	-0.01	0.00	0.00	0.00	0.00

The tracking error figures shown are calculated using gross of fee returns based on LGIM's internally calculated valuations. The gross of fee performance figures are calculated on a total return basis and have been adjusted to exclude the impact of uninvested cash balances within the income and revenue account. The gross performance numbers are an indication of fund manager skill and are not reflective of true fund performance. True fund performance priced at official valuation points are calculated by Lipper and available above. Please note that on occasion, difference in the treatment of withholding tax between fund and benchmark can be significant and lead to the appearance of heightened relative returns on overseas equity funds. The fund launched on 14 May 2014.

Celebrating
25+
 Years

INDEX FUND MANAGEMENT TEAM

The Index Fund Management team comprises 25 fund managers, supported by two analysts. Management oversight is provided by the Global Head of Index Funds. The team has average industry experience of 15 years, of which seven years has been at LGIM, and is focused on achieving the equally important objectives of close tracking and maximising returns.

KEY RISKS

- This fund holds bonds that, rather than being traded on an exchange, are traded through agents, brokers or investment banks matching buyers and sellers. This makes the bonds less easy to buy and sell than investments that are traded on an exchange and on any particular day there may not be a buyer or a seller for the bonds. In times of market uncertainty or if an exceptional amount of withdrawals are requested it may become less easy for your fund to sell investments and the Manager may defer withdrawals, or suspend dealing. The Manager can only delay paying out if it is in the interests of all investors and with the permission of the fund trustee or depositary.
- The fund invests directly or indirectly in bonds which are issued by companies or governments. If these companies or governments experience financial difficulty, they may be unable to pay back some or all of the interest, original investment or other payments that they owe. If this happens, the value of your fund may fall.
- The fund could lose money if any institution providing services such as acting as counterparty to derivatives or other instruments, becomes unwilling or unable to meet its obligations to the fund.
- Derivatives are highly sensitive to changes in the value of the asset on which they are based and can increase the size of losses and gains.
- We may take some or all of the ongoing charges from the fund's capital rather than the fund's income. This increases the amount of income, but it reduces the growth potential and may lead to a fall in the value of the fund.
- Investment returns on bonds are sensitive to trends in interest rate movements. Their values are likely to fall when interest rates rise. Such falls may be more pronounced in a low interest rate environment. Bonds with a short time to go before their maturity date will fall by less than bonds with a longer time to their maturity date.

For more information, please refer to the key investor information document on our website [↗](#)

LATEST DISTRIBUTION INFORMATION

For distributing unit classes, the latest payments are shown below. Please note that these payments are not guaranteed, are at the discretion of the manager and may be paid out of capital.

Type	Ex-div date	Pay date	Pence per unit
Interim	16 Aug 18	15 Oct 18	0.55p
Final	16 Feb 18	13 Apr 18	0.51p
Interim	16 Aug 17	15 Oct 17	0.53p
Final	15 Feb 17	15 Apr 17	0.62p



SPOTLIGHT ON LEGAL & GENERAL INVESTMENT MANAGEMENT

We are one of Europe's largest asset managers and a major global investor, with assets under management of £984.8 billion (as at 30 June 2018). We work with a wide range of global clients, including pension schemes, sovereign wealth funds, fund distributors and retail investors.

Assets under management include derivative positions and assets managed by LGIMA, an SEC Registered Investment Advisor.

DEALING INFORMATION

Valuation frequency	Daily, 12pm (UK time)
Dealing frequency	Daily
Settlement period	T+4

CODES

ISIN	C Acc	GB00BKGR3F07
	C Inc	GB00BKGR3D82
SEDOL	C Acc	BKGR3F0
	C Inc	BKGR3D8
Bloomberg	C Acc	LGSDCCA LN
	C Inc	LGSDCCI LN

TO FIND OUT MORE

 Visit www.legalandgeneral.com

 Call **0370 050 0955**

 Email investments@landg.com

Lines are open Monday to Friday 8.30am to 6.00pm. We may record and monitor calls. Call charges will vary.

Important information

Issued by Legal & General (Unit Trust Managers) Limited as management company for this fund. Registered in England and Wales No. 01009418. Registered Office: One Coleman Street, London, EC2R 5AA. Authorised and Regulated by the Financial Conduct Authority No. 119273. We are members of the Investment Association. All features described in this fact sheet are those current at the time of publication and may be changed in the future. Nothing in this fact sheet should be construed as advice and it is therefore not a recommendation to buy or sell investments. If in doubt about the suitability of this product, you should seek professional advice. No investment decisions should be made without first reviewing the key investor information document of the Fund ("KIID") which can be obtained from www.legalandgeneral.com. This fact sheet is only directed at investors resident in jurisdictions where this fund is registered for sale. It is not an offer or invitation to persons outside of those jurisdictions. We reserve the right to reject any applications from outside of such jurisdictions.

The Markit iBoxx index referenced herein is the intellectual property of Markit Indices Limited ("Markit") and is used under license. The Fund is not sponsored, endorsed, or promoted by Markit. Markit makes no representations or warranties as to the index including those of merchantability or fitness for a particular purpose or use, or the accuracy and/or completeness of the index or any data included therein.