

Legal & General Growth Trust

Unit Trust (UCITS compliant) F-Class GBP

Base currency: **GBP**

Domicile: **UK**



FUND AIM

The objective of the Fund is to provide growth above that of the FTSE All Share TR Net Index, the "Benchmark Index". The Fund aims to outperform the Benchmark Index by 4% per annum. This objective is before the deduction of any charges and measured over rolling three year periods.

RISK AND REWARD PROFILE



The synthetic risk and reward indicator (SRRI) is based on the historic volatility of the fund's value and it may change in the future.

The fund is in category 5 because it invests in company shares which are sensitive to variations in the stock market. The value of company shares can change substantially over short periods of time.

For more information, please refer to the Key Risks section on page 3.

WHO IS THIS FUND FOR?

- This fund is designed for investors looking for growth from an investment in company shares from the UK.
- Although investors can take their money out at any time, this fund may not be appropriate for those who plan to withdraw their money within five years.
- This fund is not designed for investors who cannot afford more than a minimal loss of their investment.
- If you do not understand this document we recommend you seek additional information to help you decide if this fund is right for you.

FUND FACTS

Fund size £225.5m	Launch date 1 Nov 2000
Historical yield 0.7%	

COSTS

Initial charge 0.00%	Ongoing charge 1.03%
Price basis Dual	Bid / Offer spread 0.74%

BENCHMARKS

Target benchmark
FTSE All Share TR Net Index

Comparator benchmark
IA Sector: UK All Companies

For detail on price basis methodologies please refer to the 'Guide to Investing With Us' found on our website. [↗](#)

PERFORMANCE (%)



	1 month	3 months	1 year	3 years	5 years
■ Fund	5.82	11.05	20.19	28.66	66.56
■ Index	2.24	3.79	11.01	24.00	36.99
Relative to Index	3.58	7.26	9.18	4.66	29.57
Comparator	3.48	5.94	12.46	24.24	38.55

12 MONTH PERFORMANCE TO MOST RECENT QUARTER (%)

12 months to 30 September	2019	2018	2017	2016	2015
Fund	-2.58	10.09	11.85	21.63	7.62
Index	2.68	5.87	11.94	16.82	-2.30
Relative to Index	-5.26	4.22	-0.09	4.81	9.92
Comparator	0.08	5.63	13.84	11.98	1.70

Performance for the F Inc unit class in GBP, launched on 20 December 2012. Source: Lipper. Performance assumes all fund charges have been taken and that all income generated by the investments, after deduction of tax, remains in the fund.

Past performance is not a guide to the future.

FUND SNAPSHOT



- **What does it invest in?** Invests at least 90% in the shares of UK companies that the manager believes have strong growth prospects.
- **How does it invest?** Actively managed, with holdings in 25 companies on average over a typical market cycle of 3-5 years, which means the fund will be concentrated.

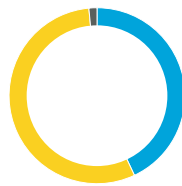


PORTFOLIO BREAKDOWN

All data source LGIM unless otherwise stated. Totals may not sum due to rounding.

COUNTRY (%)

	United Kingdom	97.7
	Germany	2.4



MARKET CAPITALISATION (%)

■ Large	43.0
■ Mid	55.5
■ Small	0.0
■ Micro	0.0
■ Cash and Equivalents	1.5












■ Top 10 holdings 42.3%
■ Rest of portfolio 57.7%
No. of holdings 26











TOP 10 HOLDINGS (%)

Helios Towers Plc	4.5
Ocado Group	4.5
RWS Holdings	4.3
Aston Martin Lagonda Global Holdings	4.3
Coca-Cola HBC AG	4.2
Fever-Tree Drinks	4.2
Boohoo Group Plc	4.1
Just Eat	4.1
ASOS	4.1
Experian	4.0

TOP SECTOR OVER/UNDERWEIGHTS (%)

	Fund	Relative	
Consumer Services	39.7	27.9	
Industrials	23.0	11.0	
Unclassified	8.8	8.8	
Technology	3.9	2.8	
Utilities	0.0	-2.8	
Health Care	3.9	-5.4	
Basic Materials	0.0	-7.5	
Oil & Gas	0.0	-12.2	
Financials	8.0	-18.5	

TOP 5 STOCK OVER/UNDERWEIGHTS (%)

	Fund	Relative	
Helios Towers Plc	4.5	4.5	
RWS Holdings	4.3	4.3	
Aston Martin Lagonda Glob	4.3	4.3	
Ocado Group	4.5	4.2	
Fever-Tree Drinks	4.2	4.2	
GlaxoSmithKline	0.0	-3.7	
BP	0.0	-4.2	
AstraZeneca	0.0	-4.3	
HSBC Holdings	0.0	-5.1	
Royal Dutch Shell	0.0	-7.7	

FUND MANAGER COMMENTARY

Broadly, it was a strong month for equity markets, as the Growth-Policy trade-off continues to improve. The steady 'risk on' move was led by further progressive negotiations on global trade tariffs between the US and China, with wider optimism that worst case scenarios can be avoided. In UK politics, the polls indicate a further shift in favour of Boris Johnson, while Labour's economic policies pledges are potentially more dangerous for markets than previously anticipated. Elsewhere, Q3 reporting has been and gone, with results not as bad as feared in the context of a difficult macro environment.

Sterling's pre-election surge gathered pace as UK Domestic-exposed names outperformed Exporters and the key FTSE mega cap sectors. November saw an extension of the Value and Cyclical rally, though once again the picture was mixed at the stock level. It was a consecutive period of outperformance for Mid and Small-caps. By sector, Oil & Gas and Telecoms were most out of favour, with Industrials, Technology and Consumer Goods sectors performing well.

The fund recorded a consecutive month of strong outperformance. Stock selection and sector allocation were both positive. By sector, there was notable outperformance from our Consumer Goods and Healthcare holdings. The portfolio's zero exposure in Energy was helpful, whilst the positioning in Tech and Industrials added value. By stock, Aston Martin Lagonda, Boohoo, Abcam, FeverTree Drinks and RWS were the leading performers. On activity, we switched our holding of Sophos Group into Experian.



GAVIN LAUNDER

Gavin joined LGIM in 2007 and has been the Fund Manager for the UK Growth Trust since September 2014. Previously, he was a Global Equities Analyst at BlueBay Asset Management. Gavin spent the majority of his buy-side career as a Portfolio Manager with UBS O'Connor. Prior to this, he was a top-rated, sell-side analyst covering the Autos, Capital Goods and Conglomerates sectors at investment banks including SG Warburg (now part of UBS) and Goldman Sachs. Gavin holds a degree in Philosophy and Economics from University College, London.

KEY RISKS

- The value of your investment and any income you take from it may fall as well as rise and is not guaranteed. You might get back less than you invest.
- The return from this fund is dependent on relatively few individual investments. This means that a fall in the value of an individual investment can have a major impact on the overall performance of the fund.
- The fund could lose money if any institution providing services such as acting as counterparty to derivatives or other instruments, becomes unwilling or unable to meet its obligations to the fund.
- Derivatives are highly sensitive to changes in the value of the asset on which they are based and can increase the size of losses and gains.
- The fund may have underlying investments that are valued in currencies that are different from sterling (British pounds). Exchange rate fluctuations will impact the value of your investment. Currency hedging techniques may be applied to reduce this impact but may not entirely eliminate it.

For more information, please refer to the key investor information document on our website [↗](#)

LATEST DISTRIBUTION INFORMATION

For distributing unit classes, the latest payments are shown below. Please note that these payments are not guaranteed, are at the discretion of the manager and may be paid out of capital.

Type	Ex-div date	Pay date	Pence per unit
Final	16 May 19	15 Jul 19	0.09p
Interim	16 Nov 18	15 Jan 19	0.26p
Final	16 May 18	13 Jul 18	0.27p
Interim	10 Nov 17	10 Jan 18	0.47p



SPOTLIGHT ON LEGAL & GENERAL INVESTMENT MANAGEMENT

We are one of Europe’s largest asset managers and a major global investor, with assets under management of £1,134.5 billion (as at 30 June 2019). We work with a wide range of global clients, including pension schemes, sovereign wealth funds, fund distributors and retail investors.

The AUM disclosed aggregates the assets managed by LGIM in the UK, LGIMA in the US and LGIM Asia in Hong Kong. The AUM includes the value of securities and derivatives positions.

DEALING INFORMATION

Valuation frequency	Daily, 12pm (UK time)
Dealing frequency	Daily
Settlement period	T+4

CODES

ISIN	F Acc	GB00B833WT44
	F Inc	GB00B83HQ492
SEDOL	F Acc	B833WT4
	F Inc	B83HQ49
Bloomberg	F Acc	LGGROFA LN
	F Inc	LGGROFI LN

TO FIND OUT MORE

 Visit www.legalandgeneral.com

 Call **0370 050 0955**

 Email investments@landg.com

Lines are open Monday to Friday 8.30am to 6.00pm. We may record and monitor calls. Call charges will vary.

Important information

Copyright © 2019 Legal & General. This document is subject to copyright. Any unauthorised use is strictly prohibited. All rights are reserved. Issued by Legal & General (Unit Trust Managers) Limited as management company for this fund. Registered in England and Wales No. 01009418. Registered Office: One Coleman Street, London, EC2R 5AA. Authorised and Regulated by the Financial Conduct Authority No. 119273. We are members of the Investment Association. All features described in this fact sheet are those current at the time of publication and may be changed in the future. Nothing in this fact sheet should be construed as advice and it is therefore not a recommendation to buy or sell investments. If in doubt about the suitability of this product, you should seek professional advice. No investment decisions should be made without first reviewing the key investor information document of the Fund (“KIID”) which can be obtained from www.legalandgeneral.com. This fact sheet is only directed at investors resident in jurisdictions where this fund is registered for sale. It is not an offer or invitation to persons outside of those jurisdictions. We reserve the right to reject any applications from outside of such jurisdictions.

Source: London Stock Exchange Group plc and its group undertakings (collectively, the “LSE Group”). ©LSE Group 2019. FTSE Russell is a trading name of certain of the LSE Group companies. FTSE® is a trade mark of the relevant LSE Group companies and is used by any other LSE Group company under license. All rights in the FTSE Russell indexes or data vest in the relevant LSE Group company which owns the index or the data. Neither LSE Group nor its licensors accept any liability for any errors or omissions in the indexes or data and no party may rely on any indexes or data contained in this communication. No further distribution of data from the LSE Group is permitted without the relevant LSE Group company’s express written consent. The LSE Group does not promote, sponsor or endorse the content of this communication.