

Legal & General Growth Trust

Unit Trust (UCITS compliant) C-Class GBP

Base currency: **GBP**Domicile: **UK**

FUND AIM

The objective of the Fund is to provide growth above that of the FTSE All Share TR Net Index, the "Benchmark Index". The Fund aims to outperform the Benchmark Index by 4% per annum. This objective is before the deduction of any charges and measured over rolling three year periods.

RISK AND REWARD PROFILE



The synthetic risk and reward indicator (SRRI) is based on the historic volatility of the fund's value and it may change in the future.

The fund is in category 5 because it invests in company shares which are sensitive to variations in the stock market. The value of company shares can change substantially over short periods of time.

For more information, please refer to the Key Risks section on page 3.

WHO IS THIS FUND FOR?

- This fund is designed for investors looking for growth from an investment in company shares from the UK.
- Although investors can take their money out at any time, this fund may not be appropriate for those who plan to withdraw their money within five years.
- This fund is not designed for investors who cannot afford more than a minimal loss of their investment.
- If you do not understand this document we recommend you seek additional information to help you decide if this fund is right for you.

FUND FACTS

Fund size
£217.3m

Launch date
1 Nov 2000

Historical yield
1.2%

COSTS

Initial charge
0.00%

Ongoing charge
0.50%

Price basis
Dual

Bid / Offer spread
0.74%

BENCHMARKS

Target benchmark

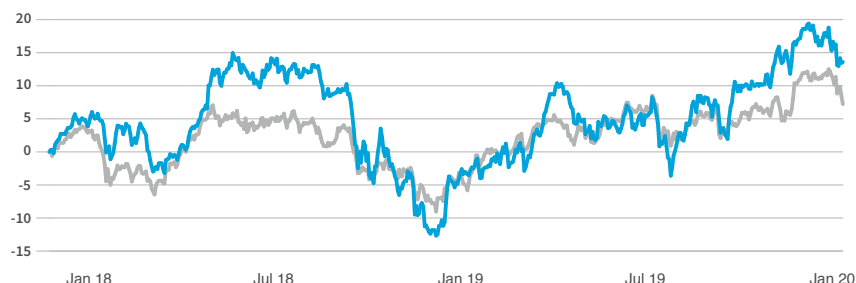
FTSE All Share TR Net Index

Comparator benchmark

IA Sector: UK All Companies

For detail on price basis methodologies please refer to the 'Guide to Investing With Us' found on our website. [↗](#)

PERFORMANCE (%)



	1 month	3 months	1 year	3 years	Launch
■ Fund	-4.09	3.71	16.44	-	13.78
■ Index	-3.25	2.21	10.67	-	7.20
Relative to Index	-0.84	1.50	5.77	-	6.58
Comparator	-2.43	4.76	13.35	-	8.85

FUND SNAPSHOT

- **What does it invest in?** Invests at least 90% in the shares of UK companies that the manager believes have strong growth prospects.
- **How does it invest?** Actively managed, with holdings in 25 companies on average over a typical market cycle of 3-5 years, which means the fund will be concentrated.

12 MONTH PERFORMANCE TO MOST RECENT QUARTER (%)

12 months to 31 December	2019	2018	2017	2016	2015
Fund	33.53	-14.27	-	-	-
Index	19.17	-9.47	-	-	-
Relative to Index	14.36	-4.80	-	-	-
Comparator	22.43	-11.12	-	-	-



Performance for the C Inc unit class in GBP, launched on 12 December 2017. Source: Lipper. Performance assumes all fund charges have been taken and that all income generated by the investments, after deduction of tax, remains in the fund.

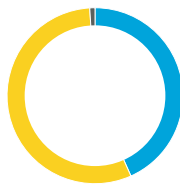
Past performance is not a guide to the future.

PORTFOLIO BREAKDOWN

All data source LGIM unless otherwise stated. Totals may not sum due to rounding.

COUNTRY (%)

	United Kingdom	98.2
	Germany	1.8



MARKET CAPITALISATION (%)

■ Large	43.3
■ Mid	55.7
■ Small	0.0
■ Micro	0.0
■ Cash and Equivalents	1.0













■ Top 10 holdings 42.8%
■ Rest of portfolio 57.2%
No. of holdings 26









TOP 10 HOLDINGS (%)

Aston Martin Lagonda Global Holdings	4.6
Just Eat	4.4
Abcam	4.4
Network International Holdings	4.4
3I Group	4.2
Coca-Cola HBC AG	4.2
Ashtead Group	4.2
Helios Towers	4.2
St. James's Place	4.2
JD Sports Fashion	4.1

TOP SECTOR OVER/UNDERWEIGHTS (%)

	Fund	Relative	
Consumer Services	39.0	27.2	
Industrials	19.1	7.1	
Unclassified	4.0	4.0	
Technology	4.0	2.8	
Telecommunications	4.2	1.7	
Utilities	0.0	-3.3	
Health Care	4.4	-5.0	
Basic Materials	0.0	-7.2	
Oil & Gas	0.0	-11.3	
Financials	12.7	-13.9	

TOP 5 STOCK OVER/UNDERWEIGHTS (%)

	Fund	Relative	
Aston Martin Lagonda Glob	4.6	4.6	
Abcam	4.4	4.4	
Network International Hol	4.4	4.2	
Just Eat	4.4	4.2	
Helios Towers	4.2	4.1	
GlaxoSmithKline	0.0	-3.8	
BP	0.0	-4.0	
AstraZeneca	0.0	-4.3	
HSBC Holdings	0.0	-4.9	
Royal Dutch Shell	0.0	-6.9	

FUND MANAGER COMMENTARY

The unfortunate emergence of a significant health scare from China dented the equity rally in January. Fears over the Coronavirus outbreak largely led to global equity markets underperforming. Despite the best efforts of the WHO to restore some calm, panic indicators were elevated, with forecasts of a potentially large, but temporary effect on China growth. The other big news saw the UK quietly step into the unknown, as it begins once again to tread its own path and embark on a twelve month transition period. Fortunately, on balance, the flow of data post the general election suggests that the outcome has delivered a boost to UK confidence.

Government Bonds and Gold led asset returns, indicating a period of risk aversion. Sentiment may be warming towards UK assets, but a tough start to the year for Resources led to a month of underperformance. China-exposed stocks were also hit hard, while Utilities and Housebuilders found favour. At the size level, small-caps were the winners. In respect of factor returns, Value struggled relative to Growth.

The L&G Growth Trust disappointingly underperformed in the period, as the fund delivered a return of -4.1%. Stock selection was negative, as gains in Financials and Tech was offset by weakness in the Consumer sectors. Sector allocation was beneficial, as the underweight in Resources added value. Coca-Cola HBC, Wizz Air and Aveva Group added most value. Fevertree Drinks, Cineworld and TUI Group were the biggest detractors. On activity, we switched the position of Melrose into St James's Place.



GAVIN LAUNDER

Gavin joined LGIM in 2007 and has been the Fund Manager for the UK Growth Trust since September 2014. Previously, he was a Global Equities Analyst at BlueBay Asset Management. Gavin spent the majority of his buy-side career as a Portfolio Manager with UBS O'Connor. Prior to this, he was a top-rated, sell-side analyst covering the Autos, Capital Goods and Conglomerates sectors at investment banks including SG Warburg (now part of UBS) and Goldman Sachs. Gavin holds a degree in Philosophy and Economics from University College, London.

KEY RISKS

- The value of an investment and any income taken from it is not guaranteed and can go down as well as up; you may not get back the amount you originally invested.
- The return from this fund is dependent on relatively few individual investments. This means that a fall in the value of an individual investment can have a major impact on the overall performance of the fund.
- The fund could lose money if any institution providing services such as acting as counterparty to derivatives or other instruments, becomes unwilling or unable to meet its obligations to the fund.
- Derivatives are highly sensitive to changes in the value of the asset on which they are based and can increase the size of losses and gains.
- The fund may have underlying investments that are valued in currencies that are different from sterling (British pounds). Exchange rate fluctuations will impact the value of your investment. Currency hedging techniques may be applied to reduce this impact but may not entirely eliminate it.

For more information, please refer to the key investor information document on our website [↗](#)

LATEST DISTRIBUTION INFORMATION

For distributing unit classes, the latest payments are shown below. Please note that these payments are not guaranteed, are at the discretion of the manager and may be paid out of capital.

Type	Ex-div date	Pay date	Pence per unit
Interim	18 Nov 19	15 Jan 20	0.50p
Final	16 May 19	15 Jul 19	0.19p
Interim	16 Nov 18	15 Jan 19	0.28p
Final	16 May 18	13 Jul 18	0.32p



SPOTLIGHT ON LEGAL & GENERAL INVESTMENT MANAGEMENT

We are one of Europe’s largest asset managers and a major global investor, with assets under management of £1,134.5 billion (as at 30 June 2019). We work with a wide range of global clients, including pension schemes, sovereign wealth funds, fund distributors and retail investors.

The AUM disclosed aggregates the assets managed by LGIM in the UK, LGIMA in the US and LGIM Asia in Hong Kong. The AUM includes the value of securities and derivatives positions.

DEALING INFORMATION

Valuation frequency	Daily, 12pm (UK time)
Dealing frequency	Daily
Settlement period	T+4

CODES

ISIN	C Acc	GB00BF7MD597
	C Inc	GB00BF7MD605
SEDOL	C Acc	BF7MD59
	C Inc	BF7MD60
Bloomberg	C Acc	LEGGTCA LN
	C Inc	LEGGTCI LN

TO FIND OUT MORE

 Visit www.legalandgeneral.com

 Call **0370 050 0955**

 Email investments@landg.com

Lines are open Monday to Friday 8.30am to 6.00pm. We may record and monitor calls. Call charges will vary.

Important information

Copyright © 2019 Legal & General. This document is subject to copyright. Any unauthorised use is strictly prohibited. All rights are reserved. Issued by Legal & General (Unit Trust Managers) Limited as management company for this fund. Registered in England and Wales No. 01009418. Registered Office: One Coleman Street, London, EC2R 5AA. Authorised and Regulated by the Financial Conduct Authority No. 119273. We are members of the Investment Association. All features described in this fact sheet are those current at the time of publication and may be changed in the future. Nothing in this fact sheet should be construed as advice and it is therefore not a recommendation to buy or sell investments. If in doubt about the suitability of this product, you should seek professional advice. No investment decisions should be made without first reviewing the key investor information document of the Fund (“KIID”) which can be obtained from www.legalandgeneral.com. This fact sheet is only directed at investors resident in jurisdictions where this fund is registered for sale. It is not an offer or invitation to persons outside of those jurisdictions. We reserve the right to reject any applications from outside of such jurisdictions.

Source: London Stock Exchange Group plc and its group undertakings (collectively, the “LSE Group”). ©LSE Group 2019. FTSE Russell is a trading name of certain of the LSE Group companies. FTSE® is a trade mark of the relevant LSE Group companies and is used by any other LSE Group company under license. All rights in the FTSE Russell indexes or data vest in the relevant LSE Group company which owns the index or the data. Neither LSE Group nor its licensors accept any liability for any errors or omissions in the indexes or data and no party may rely on any indexes or data contained in this communication. No further distribution of data from the LSE Group is permitted without the relevant LSE Group company’s express written consent. The LSE Group does not promote, sponsor or endorse the content of this communication.