

# Legal & General UK Smaller Companies Trust



Unit Trust (UCITS compliant) I-Class GBP

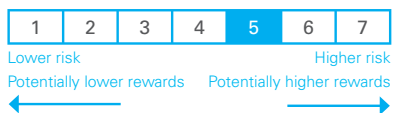
Base currency: **GBP**

Domicile: **UK**

## FUND AIM

The objective of the Fund is to provide growth above that of the Numis ex-Investment Trusts Index Net TR, the "Benchmark Index". The Fund aims to outperform the Benchmark Index by 3% per annum. This objective is before the deduction of any charges and measured over rolling three year periods.

## RISK AND REWARD PROFILE



The synthetic risk and reward indicator (SRI) is based on the historic volatility of the fund's value and it may change in the future.

The fund is in category 5 because it invests in company shares which are sensitive to variations in the stock market. The value of company shares can change substantially over short periods of time.

For more information, please refer to the Key Risks section on page 3.

## WHO IS THIS FUND FOR?

- This fund is designed for investors looking for a more specialist investment providing growth from an investment in shares of UK companies that make up the lowest 10% by capitalisation on UK stock markets.
- Although investors can take their money out at any time, this fund may not be appropriate for those who plan to withdraw their money within five years.
- This fund is not designed for investors who cannot afford more than a minimal loss of their investment.
- If you do not understand this document we recommend you seek additional information to help you decide if this fund is right for you.

## FUND FACTS

|                  |                   |
|------------------|-------------------|
| Fund size        | Launch date       |
| <b>£309.4m</b>   | <b>9 Sep 1985</b> |
| Historical yield |                   |
| <b>1.5%</b>      |                   |

## COSTS

|                |                    |
|----------------|--------------------|
| Initial charge | Ongoing charge     |
| <b>0.00%</b>   | <b>0.78%</b>       |
| Price basis    | Bid / Offer spread |
| <b>Dual</b>    | <b>2.08%</b>       |

## BENCHMARKS

Target benchmark  
**Numis ex-Investment Trusts Index Net TR**

Comparator benchmark

**IA Sector: UK Smaller Companies**

For detail on price basis methodologies please refer to the 'Guide to Investing With Us' found on our website. [↗](#)

## PERFORMANCE (%)



|                   | 1 month | 3 months | 1 year | 3 years | 5 years |
|-------------------|---------|----------|--------|---------|---------|
| Fund              | 6.68    | 12.67    | 26.29  | 26.51   | 45.40   |
| Index             | 8.15    | 13.31    | 25.17  | 26.62   | 55.58   |
| Relative to Index | -1.47   | -0.64    | 1.12   | -0.11   | -10.18  |
| Comparator        | 7.29    | 13.94    | 26.20  | 41.02   | 75.53   |

## FUND SNAPSHOT

- **What does it invest in?** Invests at least 90% in shares of UK companies which are within the smallest 10% when measured by market capitalisation.
- **How does it invest?** Actively managed, with holdings in between 50 and 100 companies on average over a typical market cycle of 3-5 years.



## 12 MONTH PERFORMANCE TO MOST RECENT QUARTER (%)

| 12 months to 31 December | 2019  | 2018   | 2017  | 2016   | 2015  |
|--------------------------|-------|--------|-------|--------|-------|
| Fund                     | 26.29 | -17.91 | 22.04 | -2.56  | 17.95 |
| Index                    | 25.17 | -15.35 | 19.50 | 11.08  | 10.61 |
| Relative to Index        | 1.12  | -2.56  | 2.54  | -13.64 | 7.34  |
| Comparator               | 26.20 | -11.83 | 26.74 | 8.54   | 14.68 |

Performance for the I Inc unit class in GBP, launched on 17 August 2012. Source: Lipper. Performance assumes all fund charges have been taken and that all income generated by the investments, after deduction of tax, remains in the fund.

**Past performance is not a guide to the future.**

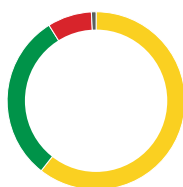


## PORTFOLIO BREAKDOWN

All data source LGIM unless otherwise stated. Totals may not sum due to rounding.

### COUNTRY (%)

|  |                |       |
|--|----------------|-------|
|  | United Kingdom | 100.0 |
|--|----------------|-------|



### MARKET CAPITALISATION (%)

|                      |      |
|----------------------|------|
| Large                | 0.0  |
| Mid                  | 60.6 |
| Small                | 30.5 |
| Micro                | 8.0  |
| Cash and Equivalents | 0.8  |

Cash positions are held as collateral on futures












■ Top 10 holdings 28.5%  
■ Rest of portfolio 71.5%  
No. of holdings 72











### TOP 10 HOLDINGS (%)

|                        |     |
|------------------------|-----|
| Safestore Holdings     | 3.3 |
| Cranswick              | 3.1 |
| Hyve Group             | 3.1 |
| Genus                  | 3.0 |
| Workspace Group        | 3.0 |
| Discoverie Group       | 3.0 |
| Dechra Pharmaceuticals | 2.7 |
| Hill & Smith Holdings  | 2.5 |
| Energean Oil & Gas     | 2.4 |
| Charles Taylor         | 2.4 |

### TOP SECTOR OVER/UNDERWEIGHTS (%)

|                    | Fund | Relative |   |
|--------------------|------|----------|---|
| Health Care        | 11.3 | 9.5      |  |
| Industrials        | 27.8 | 7.6      |  |
| Unclassified       | 0.8  | 0.8      |  |
| Consumer Goods     | 9.5  | 0.4      |  |
| Telecommunications | 0.0  | -1.4     |  |
| Basic Materials    | 2.9  | -1.7     |  |
| Technology         | 4.7  | -2.2     |  |
| Consumer Services  | 16.6 | -4.1     |  |
| Financials         | 22.6 | -7.8     |  |

### TOP 5 STOCK OVER/UNDERWEIGHTS (%)

|                        | Fund | Relative |   |
|------------------------|------|----------|---|
| Cranswick              | 3.1  | 3.1      |  |
| Genus                  | 3.0  | 3.0      |  |
| Workspace Group        | 3.0  | 3.0      |  |
| Discoverie Group       | 3.0  | 2.7      |  |
| Dechra Pharmaceuticals | 2.7  | 2.7      |  |
| Mitchells & Butlers    | 0.0  | -1.1     |  |
| Computacenter          | 0.0  | -1.2     |  |
| Dunelm Group           | 0.0  | -1.3     |  |
| Greggs                 | 0.0  | -1.3     |  |
| Frasers Group          | 0.0  | -1.4     |  |



### ROD OSCROFT

Rod joined LGIM in 2000 and has been the Fund Manager for the UK Smaller Companies Trust since August 2013. He focuses on UK small and mid-cap funds which are typically concentrated, conviction weighted, benchmark agnostic portfolios. In Q3 2016, he was appointed co-head of Active Equity alongside Nick Hartley. Rod joined LGIM from Hermes Investment Management where he specialised in small company research. Prior to this, Rod worked in the transport asset rental industry. He graduated from Cambridge University with an Honours degree in Economics.

**KEY RISKS**

- The value of an investment and any income taken from it is not guaranteed and can go down as well as up. You may not get back the amount you originally invested.
- The fund invests in smaller companies. Investments in smaller companies tend to be riskier than investments in larger companies because they can: be harder to buy and sell; or go up and down in value more often and by larger amounts, especially in the short term. In times of market uncertainty or if an exceptional amount of withdrawals are requested it may become less easy for your fund to sell investments and the Manager may defer withdrawals, or suspend dealing. The Manager can only delay paying out if it is in the interests of all investors and with the permission of the fund trustee or depositary.
- The fund could lose money if any institution providing services such as acting as counterparty to derivatives or other instruments, becomes unwilling or unable to meet its obligations to the fund.
- Derivatives are highly sensitive to changes in the value of the asset on which they are based and can increase the size of losses and gains.
- The fund may have underlying investments that are valued in currencies that are different from sterling (British pounds). Exchange rate fluctuations will impact the value of your investment. Currency hedging techniques may be applied to reduce this impact but may not entirely eliminate it.

For more information, please refer to the key investor information document on our website [↗](#)

**LATEST DISTRIBUTION INFORMATION**

For distributing unit classes, the latest payments are shown below. Please note that these payments are not guaranteed, are at the discretion of the manager and may be paid out of capital.

| Type    | Ex-div date | Pay date  | Pence per unit |
|---------|-------------|-----------|----------------|
| Final   | 19 Jun 19   | 16 Aug 19 | 8.68p          |
| Interim | 19 Dec 18   | 18 Feb 19 | 7.13p          |
| Final   | 19 Jun 18   | 17 Aug 18 | 8.42p          |
| Interim | 15 Dec 17   | 12 Feb 18 | 6.11p          |



**SPOTLIGHT ON LEGAL & GENERAL INVESTMENT MANAGEMENT**

We are one of Europe’s largest asset managers and a major global investor, with assets under management of £1,134.5 billion (as at 30 June 2019). We work with a wide range of global clients, including pension schemes, sovereign wealth funds, fund distributors and retail investors.

The AUM disclosed aggregates the assets managed by LGIM in the UK, LGIMA in the US and LGIM Asia in Hong Kong. The AUM includes the value of securities and derivatives positions.

**DEALING INFORMATION**

|                     |                       |
|---------------------|-----------------------|
| Valuation frequency | Daily, 12pm (UK time) |
| Dealing frequency   | Daily                 |
| Settlement period   | T+4                   |

**CODES**

|                  |       |              |
|------------------|-------|--------------|
| <b>ISIN</b>      | I Acc | GB00B7LFF300 |
|                  | I Inc | GB00B89NFZ54 |
| <b>SEDOL</b>     | I Acc | B7LFF30      |
|                  | I Inc | B89NFZ5      |
| <b>Bloomberg</b> | I Acc | LGSMCIA LN   |
|                  | I Inc | LGSMCII LN   |

**TO FIND OUT MORE**

 Visit [www.legalandgeneral.com](http://www.legalandgeneral.com)

 Call **0370 050 0955**

 Email [investments@landg.com](mailto:investments@landg.com)

Lines are open Monday to Friday 8.30am to 6.00pm. We may record and monitor calls. Call charges will vary.

**Important information**

Copyright © 2019 Legal & General. This document is subject to copyright. Any unauthorised use is strictly prohibited. All rights are reserved. Issued by Legal & General (Unit Trust Managers) Limited as management company for this fund. Registered in England and Wales No. 01009418. Registered Office: One Coleman Street, London, EC2R 5AA. Authorised and Regulated by the Financial Conduct Authority No. 119273. We are members of the Investment Association. All features described in this fact sheet are those current at the time of publication and may be changed in the future. Nothing in this fact sheet should be construed as advice and it is therefore not a recommendation to buy or sell investments. If in doubt about the suitability of this product, you should seek professional advice. No investment decisions should be made without first reviewing the key investor information document of the Fund (“KIID”) which can be obtained from [www.legalandgeneral.com](http://www.legalandgeneral.com). This fact sheet is only directed at investors resident in jurisdictions where this fund is registered for sale. It is not an offer or invitation to persons outside of those jurisdictions. We reserve the right to reject any applications from outside of such jurisdictions.