

# Legal & General European Equity Income Fund



Unit Trust (UCITS compliant) I-Class GBP

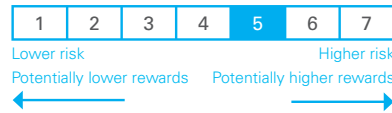
Base currency: **GBP**

Domicile: **UK**

## FUND AIM

The objective of the Fund is to provide income and growth above those of the FTSE Europe ex-UK TR Net Index (the "Benchmark Index"). The Fund aims to outperform the Benchmark Index by 2% per annum. This objective is before the deduction of any charges and measured over rolling three year periods.

## RISK AND REWARD PROFILE



The synthetic risk and reward indicator (SRRI) is based on the historic volatility of the fund's value and it may change in the future.

The fund is in category 5 because it invests in company shares which are sensitive to variations in the stock market. The value of company shares can change substantially over short periods of time.

For more information, please refer to the Key Risks section on page 3.

## WHO IS THIS FUND FOR?

- This fund is designed for investors looking for a combination of income and growth from an investment in European company shares (excluding UK companies), as represented by the Benchmark Index.
- Although investors can take their money out at any time, this fund may not be appropriate for those who plan to withdraw their money within five years.
- This fund is not designed for investors who cannot afford more than a minimal loss of their investment.
- If you do not understand this document we recommend you seek additional information to help you decide if this fund is right for you.

## FUND FACTS

Fund size <b>£248.4m</b>	Launch date <b>12 Dec 2017</b>
Historical yield <b>4.0%</b>	

For detail on price basis methodologies please refer to the 'Guide to Investing With Us' found on our website. [↗](#)

## COSTS

Initial charge <b>0.00%</b>	Ongoing charge <b>0.80%</b>
Price basis <b>Dual</b>	Bid / Offer spread <b>0.21%</b>

## BENCHMARKS

Target benchmark  
**FTSE Europe ex-UK TR Net Index**

Comparator benchmark  
**IA Sector: Europe Ex UK**

## PERFORMANCE (%)



	1 month	3 months	1 year	3 years	Launch
Fund	2.60	-0.66	-3.67	-	-2.93
Index	1.06	1.61	6.89	-	8.12
Relative to Index	1.54	-2.27	-10.56	-	-11.05
Comparator	0.38	0.47	1.96	-	2.15

## FUND SNAPSHOT

- **What does it invest in?** Invests at least 85% in the shares of companies in Europe, excluding the UK.
- **How does it invest?** Actively managed, with holdings in between 35 and 70 companies on average over a typical market cycle of 3-5 years, which means the fund may be concentrated at times.

## 12 MONTH PERFORMANCE TO MOST RECENT QUARTER (%)

12 months to 30 September	2019	2018	2017	2016	2015
Fund	-3.67	-	-	-	-
Index	6.89	-	-	-	-
Relative to Index	-10.56	-	-	-	-
Comparator	1.96	-	-	-	-

Performance for the I Inc unit class in GBP, launched on 19 December 2017. Source: Lipper. Performance assumes all fund charges have been taken and that all income generated by the investments, after deduction of tax, remains in the fund.











**Past performance is not a guide to the future.**

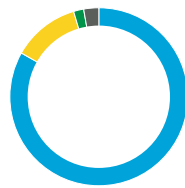


## PORTFOLIO BREAKDOWN

All data source LGIM unless otherwise stated. Totals may not sum due to rounding.

### COUNTRY (%)

 France	27.5
 Switzerland	15.4
 Germany	13.4
 Sweden	11.0
 Denmark	9.4
 Norway	5.9
 Netherlands	5.6
 Spain	4.4
 Italy	3.2
 Other	4.2



### MARKET CAPITALISATION (%)

Large	83.2
Mid	12.3
Small	1.8
Micro	0.0
Cash and Equivalents	2.7












■ Top 10 holdings 31.8%  
■ Rest of portfolio 68.2%  
No. of holdings 50











### TOP 10 HOLDINGS (%)

Novo Nordisk	4.5
AXA	3.6
SAP	3.3
ENI	3.2
Nestle	3.1
Zurich Insurance Group	3.0
Adecco Group	2.9
BNP Paribas	2.8
Daimler AG	2.7
Societe Generale	2.7

### TOP SECTOR OVER/UNDERWEIGHTS (%)

	Fund	Relative	
Financials	24.5	5.0	
Oil & Gas	8.3	4.0	
Consumer Services	7.6	3.2	
Basic Materials	8.4	2.3	
Telecommunications	5.0	1.7	
Industrials	16.6	-0.2	
Health Care	10.9	-2.9	
Utilities	1.2	-3.7	
Consumer Goods	10.7	-9.6	

### TOP 5 STOCK OVER/UNDERWEIGHTS (%)

	Fund	Relative	
Novo Nordisk	4.5	3.2	
AXA	3.6	2.8	
Adecco Group	2.9	2.8	
ENI	3.2	2.6	
SES FDR	2.4	2.3	
Roche Hldgs (Genus)	1.6	-1.6	
Sanofi	0.0	-1.6	
Nestle	3.1	-1.7	
Total	0.0	-1.9	
Novartis	0.0	-2.9	

## FUND MANAGER COMMENTARY

September was a positive month for equities despite ongoing political and growth concerns. We saw a reversal of August trends as real rates backed up, equities rose and gold posted its weakest month of the year. However, arguably the biggest event in the period was the style factor rotation out of growth and momentum towards value.

In politics, the US presidential impeachment inquiry and the UK Supreme Court verdict against UK Prime Minister Boris Johnson has added to the medley of macro challenges. Meanwhile, the back and forth in the trade tariff news flow shows no sign of abating. Central banks announced more monetary easing in response to inflation and economic worries amid increasing concerns that global labour markets and consumer data could soften. Elsewhere in Europe, recent economic data within the Euro zone points to a gloomy outlook. Turning to equity markets, Financials, Oils and Basic Resources led sector performance.

For fund performance, the L&G European Equity Income fund delivered a return of 2.6%, which reflected favourite outperformance of value and a rotation away from quality and crowded names. Stock selection and sector allocation were both positive contributors in the period. Selection in Consumer Goods, Financials and Industrials added value. While our underweight in Consumer Goods was also beneficial. At the stock level, we saw good performance from AXA, Valeo, SES and PGS. The only notable detractor in the period was Wacker Chemie. For activity, it was a quiet month for trading.



### ANDREW KOCH

Andrew joined LGIM in August 2014 and is a Fund Manager in the Global Income team. He joined from the in-house pension scheme at BAE Systems, where he was head of the European equities team, and a member of the asset allocation committee. Previously, he managed European equities for institutional and retail funds at Henderson Global Investors and HSBC Asset Management. He started his career at Phillips & Drew in 1992, where he spent 10 years investing in UK, European and Japanese Equities. He has an MA in PPE from New College, Oxford. Andrew is a CFA charterholder (since 1998) and an ASIP.

## KEY RISKS

- The value of your investment and any income you take from it may fall as well as rise and is not guaranteed. You might get back less than you invest.
- The return from this fund is dependent on relatively few individual investments. This means that a fall in the value of an individual investment can have a major impact on the overall performance of the fund.
- The fund could lose money if any institution providing services such as acting as counterparty to derivatives or other instruments, becomes unwilling or unable to meet its obligations to the fund.
- Derivatives are highly sensitive to changes in the value of the asset on which they are based and can increase the size of losses and gains.
- The fund may have underlying investments that are valued in currencies that are different from sterling (British pounds). Exchange rate fluctuations will impact the value of your investment. Currency hedging techniques may be applied to reduce this impact but may not entirely eliminate it.
- We may take some or all of the ongoing charges from the fund's capital rather than the fund's income. This increases the amount of income, but it reduces the growth potential and may lead to a fall in the value of the fund.

For more information, please refer to the key investor information document on our website [↗](#)

## LATEST DISTRIBUTION INFORMATION

For distributing unit classes, the latest payments are shown below. Please note that these payments are not guaranteed, are at the discretion of the manager and may be paid out of capital.

Type	Ex-div date	Pay date	Pence per unit
Interim	01 Aug 19	30 Sep 19	0.91p
Final	01 May 19	30 Jun 19	0.64p
Interim	01 Feb 19	29 Mar 19	0.07p
Interim	01 Nov 18	31 Dec 18	0.20p



### SPOTLIGHT ON LEGAL & GENERAL INVESTMENT MANAGEMENT

We are one of Europe's largest asset managers and a major global investor, with assets under management of £1,134.5 billion (as at 30 June 2019). We work with a wide range of global clients, including pension schemes, sovereign wealth funds, fund distributors and retail investors.

The AUM disclosed aggregates the assets managed by LGIM in the UK, LGIMA in the US and LGIM Asia in Hong Kong. The AUM includes the value of securities and derivatives positions.

## DEALING INFORMATION

Valuation frequency	Daily, 12pm (UK time)
Dealing frequency	Daily
Settlement period	T+4

## CODES

<b>ISIN</b>	I Acc	GB00BF18C898
	I Inc	GB00BF18C781
<b>SEDOL</b>	I Acc	BF18C89
	I Inc	BF18C78
<b>Bloomberg</b>	I Acc	LGEEIAG LN
	I Inc	LGEEIIG LN

## TO FIND OUT MORE

 Visit [www.legalandgeneral.com](http://www.legalandgeneral.com)

 Call **0370 050 0955**

 Email [investments@landg.com](mailto:investments@landg.com)

Lines are open Monday to Friday 8.30am to 6.00pm. We may record and monitor calls. Call charges will vary.

## Important information

Copyright © 2019 Legal & General. This document is subject to copyright. Any unauthorised use is strictly prohibited. All rights are reserved.

Issued by Legal & General (Unit Trust Managers) Limited as management company for this fund. Registered in England and Wales No. 01009418. Registered Office: One Coleman Street, London, EC2R 5AA. Authorised and Regulated by the Financial Conduct Authority No. 119273. We are members of the Investment Association. All features described in this fact sheet are those current at the time of publication and may be changed in the future. Nothing in this fact sheet should be construed as advice and it is therefore not a recommendation to buy or sell investments. If in doubt about the suitability of this product, you should seek professional advice. No investment decisions should be made without first reviewing the key investor information document of the Fund ("KIID") which can be obtained from [www.legalandgeneral.com](http://www.legalandgeneral.com). This fact sheet is only directed at investors resident in jurisdictions where this fund is registered for sale. It is not an offer or invitation to persons outside of those jurisdictions. We reserve the right to reject any applications from outside of such jurisdictions.

Source: London Stock Exchange Group plc and its group undertakings (collectively, the "LSE Group"). ©LSE Group 2019. FTSE Russell is a trading name of certain of the LSE Group companies. FTSE® is a trade mark of the relevant LSE Group companies and is used by any other LSE Group company under license. All rights in the FTSE Russell indexes or data vest in the relevant LSE Group company which owns the index or the data. Neither LSE Group nor its licensors accept any liability for any errors or omissions in the indexes or data and no party may rely on any indexes or data contained in this communication. No further distribution of data from the LSE Group is permitted without the relevant LSE Group company's express written consent. The LSE Group does not promote, sponsor or endorse the content of this communication.