




Legal & General UK Index Trust

Unit Trust (UCITS compliant) I-Class GBP

FUND AIM

The objective of this fund is to provide growth by tracking the performance of the FTSE All-Share Index.

RISK AND REWARD PROFILE



The synthetic risk and reward indicator (SRRI) is based on the historic volatility of the fund's value and it may change in the future.

This fund is in category 5 because it invests in company shares which generally provide higher rewards and higher risks than other investments such as bonds, cash or commercial property.

For more information, please refer to the Key Risks section on page 3.

WHO IS THIS FUND FOR?

- This fund is designed for investors looking to grow their money in an investment which can form part of their existing savings portfolio
- Although investors can take their money out at any time, this fund may not be appropriate for those who plan to withdraw their money within five years
- If you do not understand this document we recommend you seek additional information to help you decide if this fund is right for you

FUND FACTS

Fund size £5,881.0m	Base currency GBP	Benchmark FTSE All-Share Index Index
Launch date 24 Sep 1992	Domicile UK	Historical yield 3.60%

COSTS

Initial charge 0.00%	Ongoing charge 0.10%
Price basis Full swing	Bid / Offer spread 0.58%

For detail on price basis methodologies please refer to the 'Guide to Investing With Us' found on our website. [↗](#)

PERFORMANCE (%)



	1 month	6 months	1 year	3 years	5 years
■ Fund	-0.89	4.25	11.09	27.13	49.93
■ Benchmark	-1.93	3.92	11.28	27.41	50.25

ANNUAL PERFORMANCE (%)

12 months to 31 December	2017	2016	2015	2014	2013
Fund	13.03	15.82	1.23	0.78	20.52
Benchmark	13.10	16.75	0.98	1.18	20.81

Performance for the I Inc unit class in GBP, launched on 07 October 2005. Source: Lipper. Performance assumes all fund charges have been taken and that all income generated by the investments, after deduction of tax, remains in the fund.

Please note, the benchmark is priced at the close whereas the fund is priced earlier. This can lead to artificially high tracking difference stated on the factsheet. Please see overleaf for gross tracking difference with both fund and index on a closed-price basis.

Past performance is not a guide to future returns. The value of your investment and any income taken from it is not guaranteed and may go up and down.

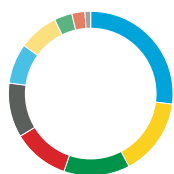
FUND SNAPSHOT

- Aims to track the performance of the FTSE All-Share Index
- Invests in a broad spread of UK-listed companies, ranging from very large to smaller companies
- Employs a straightforward, low-cost and pragmatic index replication approach



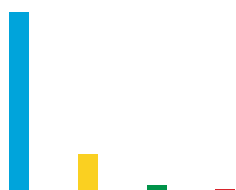
PORTFOLIO BREAKDOWN

All data source LGIM unless otherwise stated. Totals may not sum due to rounding.



SECTOR (%)

Financials	27.1
Consumer Goods	15.2
Oil & Gas	13.0
Consumer Services	11.1
Industrials	10.7
Basic Materials	7.9
Health Care	7.8
Telecommunications	3.5
Utilities	2.6
Technology	1.1



MARKET CAPITALISATION (%)

Large	79.5
Mid	16.1
Small	2.1
Micro	0.1
Cash and Equivalents	2.1



■ Top 10 holdings 37.53%
■ Rest of portfolio 62.47%

No. of holdings in fund 637
No. of holdings in index 635

TOP 10 HOLDINGS (%)

Royal Dutch Shell A	8.5
HSBC Holdings	6.2
British American Tobacco	4.5
BP	4.0
Glaxosmithkline	2.6
Diageo	2.6
Astrazeneca	2.6
Vodafone Group	2.5
Lloyds Banking Group	2.1
Prudential	2.0

COUNTRY (%)

United Kingdom	100.0
----------------	-------

INDEX TRACKING

The Fund is characterised by a reduction of risk by tracking the FTSE All-share Index. This produces low tracking error and limited stock picking or 'style' risks. The Fund takes a pragmatic approach to trading on index changes and cash flow and has lower management fees than active funds.

GROSS TRACKING DEVIATION (%)

YTD	2017	2016	2015	2014
0.04	0.22	-0.02	0.09	0.01

1 year	3 years	5 years	Launch
0.21	0.10	0.07	0.15

Comparisons based on capital movements and before management fees at close of business local time. The fund launched on 24 September 1992.

Celebrating
25
Years

INDEX FUND MANAGEMENT TEAM

The Index Fund Management team comprises 25 fund managers, supported by two analysts. Management oversight is provided by the Global Head of Index Funds. The team has average industry experience of 15 years, of which seven years has been at LGIM, and is focused on achieving the equally important objectives of close tracking and maximising returns.

KEY RISKS

- Derivatives are highly sensitive to changes in the value of the asset on which they are based and can increase the size of losses and gains.
- The fund may have underlying investments that are valued in currencies that are different from Sterling (British Pounds). Any such investments will be impacted by exchange rate fluctuations and this may affect the value of your investment and any income from it. Currency hedging techniques may have been applied to reduce the impact of exchange rate fluctuations but may not entirely eliminate it.
- The fund could lose money if any institutions providing services such as safekeeping of assets or acting as counterparty to derivatives or other instruments, becomes unwilling or unable to meet its obligations to the fund.

For more information, please refer to the key investor information document on our website [↗](#)

LATEST DISTRIBUTION INFORMATION

For distributing unit classes, the latest payments are shown below. Please note that these payments are not guaranteed, are at the discretion of the manager and may be paid out of capital.

Type	Ex-div date	Pay date	Pence per unit
Final	09 Oct 17	06 Dec 17	3.19p
Interim	06 Apr 17	06 Jun 17	2.77p
Final	06 Oct 16	06 Dec 16	2.99p
Interim	06 Apr 16	06 Jun 16	2.32p



SPOTLIGHT ON LEGAL & GENERAL INVESTMENT MANAGEMENT

We are one of Europe’s largest asset managers and a major global investor, with assets under management of £957.2 billion (as at 30 June 2017). We work with a wide range of global clients, including pension schemes, sovereign wealth funds, fund distributors and retail investors.

Assets under management includes derivative positions and assets managed by LGIMA, an SEC Registered Investment Advisor.

DEALING INFORMATION

Valuation frequency	Daily, 12pm (UK time)
Dealing frequency	Daily
Settlement period	T+4

CODES

ISIN	I Acc	GB00B0CNGN12
	I Inc	GB00B0CNGM05
SEDOL	I Acc	B0CNGN1
	I Inc	B0CNGM0
Bloomberg	I Acc	LGUKIIA
	I Inc	LEGUKIN

TO FIND OUT MORE

 Visit www.legalandgeneral.com

 Call **0370 050 0955**

 Email investments@landg.com

Lines are open Monday to Friday 8.30am to 6.00pm. We may record and monitor calls. Call charges will vary.

Important information

Issued by Legal & General (Unit Trust Managers) Limited as management company for this fund. Registered in England and Wales No. 01009418. Registered Office: One Coleman Street, London, EC2R 5AA. Authorised and Regulated by the Financial Conduct Authority No. 119273. We are members of the Investment Association. All features described in this fact sheet are those current at the time of publication and may be changed in the future. Nothing in this fact sheet should be construed as advice and it is therefore not a recommendation to buy or sell investments. If in doubt about the suitability of this product, you should seek professional advice. No investment decisions should be made without first reviewing the key investor information document of the Fund (“KIID”) which can be obtained from www.legalandgeneral.com. This fact sheet is only directed at investors resident in jurisdictions where this fund is registered for sale. It is not an offer or invitation to persons outside of those jurisdictions. We reserve the right to reject any applications from outside of such jurisdictions.

Source: FTSE International Limited (“FTSE”) © FTSE 2016. “FTSE®” is a trade mark of the London Stock Exchange Group companies and is used by FTSE International Limited under licence. All rights in the FTSE indices and/or FTSE ratings vest in FTSE and/or its licensors. Neither FTSE nor its licensors accept any liability for any errors or omissions in the FTSE indices and/or FTSE ratings or underlying data. No further distribution of FTSE Data is permitted without FTSE’s express written consent.