

# Legal & General Growth Trust

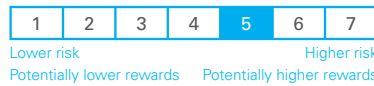
Unit Trust (UCITS compliant) F-Class GBP



## FUND AIM

The objective of this fund is to provide growth. The fund will typically invest between 80% and 100% in company shares from the UK. The fund will invest in shares of companies which, in the manager's view, have strong growth prospects.

## RISK AND REWARD PROFILE



The synthetic risk and reward indicator (SRRI) is based on the historic volatility of the fund's value and it may change in the future.

The fund is in category 5 because it invests in company shares which are sensitive to variations in the stock market. The value of company shares can change substantially over short periods of time.

For more information, please refer to the Key Risks section on page 3.

## WHO IS THIS FUND FOR?

- This fund is designed for investors looking for growth from an investment in company shares from the UK.
- Although investors can take their money out at any time, this fund may not be appropriate for those who plan to withdraw their money within five years.
- This fund is not designed for investors who cannot afford more than a minimal loss of their investment.
- If you do not understand this document we recommend you seek additional information to help you decide if this fund is right for you.

## FUND FACTS

Fund size <b>£181.6m</b>	Base currency <b>GBP</b>	IA Sector <b>IA UK All Companies</b>
Launch date <b>1 Nov 2000</b>	Domicile <b>UK</b>	Historical yield <b>0.7%</b>

## COSTS

Initial charge <b>0.00%</b>	Ongoing charge <b>1.03%</b>
Price basis <b>Dual</b>	Bid / Offer spread <b>0.66%</b>

For detail on price basis methodologies please refer to the 'Guide to Investing With Us' found on our website. [↗](#)

## PERFORMANCE (%)



	1 month	3 months	1 year	3 years	5 years
■ Fund	-7.61	-18.98	-14.71	10.31	24.68
■ IA Sector	-4.70	-12.53	-11.12	12.69	18.53
Quartile ranking	4	4	4	3	2

## 12 MONTH PERFORMANCE TO MOST RECENT QUARTER (%)

12 months to 31 December	2018	2017	2016	2015	2014
Fund	-14.71	12.81	14.64	14.74	-1.49
IA Sector	-11.12	14.03	11.19	4.57	0.58
Quartile ranking	4	3	2	1	4

Performance for the F Inc unit class in GBP, launched on 20 December 2012. Source: Lipper. Performance assumes all fund charges have been taken and that all income generated by the investments, after deduction of tax, remains in the fund.

**Past performance is not a guide to future returns. The value of your investment and any income taken from it is not guaranteed and may go up and down.**

## FUND SNAPSHOT



- We actively manage a portfolio of 25, broadly equally weighted UK names, where we seek companies that display strong secular and structural growth trends
- The fund adopts a 'one in, one out' approach to stock selection. This forces us to regular review each position and promotes a strong sell discipline
- As part of our idea generation, we combine fundamental bottom-up analysis and access to corporate management, to assess the long-term potential growth rates of a business



## PORTFOLIO BREAKDOWN

All data source LGIM unless otherwise stated. Totals may not sum due to rounding.

### COUNTRY (%)

	United Kingdom	97.4
	Germany	2.6



### MARKET CAPITALISATION (%)

■ Large	38.9
■ Mid	58.3
■ Small	0.0
■ Micro	0.0
■ Cash and Equivalents	2.8



■ Top 10 holdings 43.2%  
■ Rest of portfolio 56.8%  
No. of holdings 26

### TOP 10 HOLDINGS (%)

VIVO Energy	5.0
Sophos Group	4.5
Auto Trader Group	4.4
Just Eat	4.3
Ocado Group	4.3
Rentokil Initial	4.2
RHI Magnesita	4.2
Cineworld Group	4.2
Aston Martin Lagonda Global Holdings	4.1
Coca-Cola HBC AG	4.1

### TOP SECTOR OVER/UNDERWEIGHTS (%)

	Fund	Relative	
Consumer Services	47.8	36.2	
Industrials	23.7	12.8	
Technology	8.5	7.5	
Unclassified	4.0	4.0	
Utilities	0.0	-2.8	
Telecommunications	0.0	-3.1	
Health Care	4.1	-4.5	
Consumer Goods	8.2	-5.7	
Basic Materials	0.0	-7.8	
Oil & Gas	0.0	-14.3	
Financials	3.7	-22.5	

### TOP 5 STOCK OVER/UNDERWEIGHTS (%)

	Fund	Relative	
VIVO Energy	5.0	5.0	
Sophos Group	4.5	4.4	
Auto Trader Group	4.4	4.2	
Just Eat	4.3	4.1	
RHI Magnesita	4.2	4.1	
GlaxoSmithKline	0.0	-3.5	
AstraZeneca	0.0	-3.6	
BP	0.0	-4.6	
HSBC Holdings	0.0	-6.2	
Royal Dutch Shell	0.0	-9.2	

## FUND MANAGER COMMENTARY

Global equity markets remained volatile during December, amid numerous failed attempts at a Santa rally. Equity market trends remain down with most major indices in Europe and the US closing the year below their 50-day moving average.

For the UK, the decline in business investment plans and sentiment readings are no great surprise considering ebbing growth and political uncertainty. As deadline day draws closer, it would appear that much hinges upon the Brexit outcome.

December saw safe haven assets in demand, mid-caps as the weakest size performer and oil prices extend recent losses. There were signs of mean reversion and leadership shift at the sector and style level, with the 'value' rebound losing steam. Of the UK sectors, miners were in favour alongside tech stocks. General retailers were under pressure following a flurry of profit warnings in the retail sector across Europe before Christmas. Astonishingly, there have been almost 30 retail profit warnings in 2018, the highest level since 2011.

Turning to performance, the L&G Growth Trust endured another difficult month as a surprise profit warning from ASOS inflicted the damage. The gloomy assessment of the retail sector led to a wider industry sell-off which meant our general retail exposure was largely responsible for all of December's relative underperformance. On positioning, the benefit of our underweight allocation in financials, telecoms and utilities was offset by our lack of exposure to mining names.



### GAVIN LAUNDER

Gavin joined LGIM in 2007 and has been the Fund Manager for the UK Growth Trust since September 2014. Previously, he was a Global Equities Analyst at BlueBay Asset Management. Gavin spent the majority of his buy-side career as a Portfolio Manager with UBS O'Connor. Prior to this, he was a top-rated, sell-side analyst covering the Autos, Capital Goods and Conglomerates sectors at investment banks including SG Warburg (now part of UBS) and Goldman Sachs. Gavin holds a degree in Philosophy and Economics from University College, London.

**KEY RISKS**

- The return from this fund is dependent on relatively few individual investments. This means that a fall in the value of an individual investment can have a major impact on the overall performance of the fund.
- The fund could lose money if any institution providing services such as acting as counterparty to derivatives or other instruments, becomes unwilling or unable to meet its obligations to the fund.
- Derivatives are highly sensitive to changes in the value of the asset on which they are based and can increase the size of losses and gains.
- The fund may have underlying investments that are valued in currencies that are different from sterling (British pounds). Any such investments will be impacted by exchange rate fluctuations and this may affect the value of your investment and any income from it. Currency hedging techniques may be applied to reduce the impact of exchange rate fluctuations but may not entirely eliminate it.

For more information, please refer to the key investor information document on our website [↗](#)

**LATEST DISTRIBUTION INFORMATION**

For distributing unit classes, the latest payments are shown below. Please note that these payments are not guaranteed, are at the discretion of the manager and may be paid out of capital.

Type	Ex-div date	Pay date	Pence per unit
Final	16 May 18	13 Jul 18	0.27p
Interim	10 Nov 17	10 Jan 18	0.47p
Final	15 May 17	15 Jul 17	0.16p
Interim	15 Nov 16	15 Jan 17	0.35p



**SPOTLIGHT ON LEGAL & GENERAL INVESTMENT MANAGEMENT**

We are one of Europe’s largest asset managers and a major global investor, with assets under management of £984.8 billion (as at 30 June 2018). We work with a wide range of global clients, including pension schemes, sovereign wealth funds, fund distributors and retail investors.

Assets under management include derivative positions and assets managed by LGIMA, an SEC Registered Investment Advisor.

**DEALING INFORMATION**

Valuation frequency	Daily, 12pm (UK time)
Dealing frequency	Daily
Settlement period	T+4

**CODES**

<b>ISIN</b>	F Acc	GB00B833WT44
	F Inc	GB00B83HQ492
<b>SEDOL</b>	F Acc	B833WT4
	F Inc	B83HQ49
<b>Bloomberg</b>	F Acc	LGGROFA LN
	F Inc	LGGROFI LN

**TO FIND OUT MORE**

 Visit [www.legalandgeneral.com](http://www.legalandgeneral.com)

 Call **0370 050 0955**

 Email [investments@landg.com](mailto:investments@landg.com)

Lines are open Monday to Friday 8.30am to 6.00pm. We may record and monitor calls. Call charges will vary.

**Important information**

Issued by Legal & General (Unit Trust Managers) Limited as management company for this fund. Registered in England and Wales No. 01009418. Registered Office: One Coleman Street, London, EC2R 5AA. Authorised and Regulated by the Financial Conduct Authority No. 119273. We are members of the Investment Association. All features described in this fact sheet are those current at the time of publication and may be changed in the future. Nothing in this fact sheet should be construed as advice and it is therefore not a recommendation to buy or sell investments. If in doubt about the suitability of this product, you should seek professional advice. No investment decisions should be made without first reviewing the key investor information document of the Fund (“KIID”) which can be obtained from [www.legalandgeneral.com](http://www.legalandgeneral.com). This fact sheet is only directed at investors resident in jurisdictions where this fund is registered for sale. It is not an offer or invitation to persons outside of those jurisdictions. We reserve the right to reject any applications from outside of such jurisdictions.

Source: London Stock Exchange Group plc and its group undertakings (collectively, the “LSE Group”). ©LSE Group 2018. FTSE Russell is a trading name of certain of the LSE Group companies. FTSE® is a trade mark of the relevant LSE Group companies and is used by any other LSE Group company under license. All rights in the FTSE Russell indexes or data vest in the relevant LSE Group company which owns the index or the data. Neither LSE Group nor its licensors accept any liability for any errors or omissions in the indexes or data and no party may rely on any indexes or data contained in this communication. No further distribution of data from the LSE Group is permitted without the relevant LSE Group company’s express written consent. The LSE Group does not promote, sponsor or endorse the content of this communication.