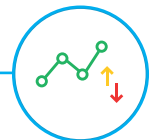


# L&G Future World Global Equity Focus Fund



SICAV (UCITS compliant) Z-Class USD Acc

Base currency: USD

Domicile: Luxembourg

## FUND AIM

The objective of the Fund is to generate long term capital growth above that of the MSCI World Total Return Net Index, the "Benchmark Index". The Fund is actively managed and aims to outperform the Benchmark Index by 3% per annum. This objective is before the deduction of any charges and measured over rolling three year periods. There can be no assurance that the Fund will achieve its investment objective.

## WHO IS THIS FUND FOR?

- This fund is designed for investors looking for growth from an investment in global equities.
- Although investors can take their money out at any time, this fund may not be appropriate for those who plan to withdraw their money within five years.
- This fund is not designed for investors who cannot afford more than a minimal loss of their investment.
- If you do not understand this document we recommend you seek additional information to help you decide if this fund is right for you.

## FUTURE WORLD PHILOSOPHY

- The FutureWorld philosophy encapsulates how we identify long-term themes and opportunities, while managing the risks of a changing world
- We use our scale and influence within the market to propel positive change on environmental, social and governance (ESG) issues, at the same time as seeking to achieve financial success
- The FutureWorld funds are for clients who want to express a conviction on ESG themes, across a broad array of asset classes and strategies

## FUND CHARACTERISTICS

- Takes a high-conviction approach that offers global exposure to companies benefiting from long-term structural changes, while integrating environmental, social and corporate governance factors
- Incorporates LGIM's Climate Impact Pledge, an engagement process with companies we deem critical to meeting the aims of the Paris Agreement to limit climate change
- Does not hold 'pure' coal miners, manufacturers of controversial weapons and perennial offenders of the UN Global Compact

## DOES IT HAVE A SUSTAINABLE OBJECTIVE?

- The Fund has a sustainable investment objective as it invests in companies which (i) contribute to environmental or social objectives, (ii) do not significantly harm any environmental or social objectives, and (iii) follow good governance practices. Further information can be found in the Supplement. The Fund is multi-thematic and targets sustainable themes. All investments held by the Fund contribute to one or more of the UN Sustainable Development Goals (SDGs). The Fund is also committed to maintaining at least 50% less carbon emissions than the MSCI World Index.

## FUND FACTS

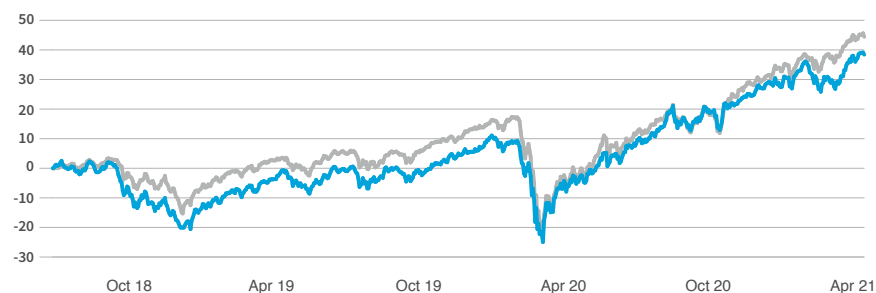
Fund size	Fund launch date
\$131.9m	13 Jul 2018

## COSTS

Initial charge	Ongoing charge
0.00%	0.06%
Price basis	Dilution adjustment
Single swing	0.194%- round trip

The eligibility for the Z share class is restricted and may require a separate fee agreement with LGIM. Please contact us to discuss share class eligibility.

## PERFORMANCE (%)



	1m	3m	1y	3y	Launch
Fund	7.21	9.01	42.65	-	12.31
Benchmark	4.65	10.91	45.33	-	14.05
Performance objective	-	-	-	-	-

## 12 MONTH PERFORMANCE TO MOST RECENT QUARTER (%)

12 months to 31 March	2021	2020	2019	2018	2017
Fund	46.96	-5.68	-	-	-
Benchmark	54.03	-10.39	-	-	-

All performance periods over a year will be annualised. Performance for the Z USD Acc share class in USD, launched on 13 July 2018. Source: Lipper. Performance assumes all fund charges have been taken and that all income generated by the investments, after deduction of tax, remains in the fund. This fund has adopted a "swing pricing" methodology, such that the Net Asset Value per Share of the fund may be adjusted upwards or downwards to reflect the costs of dealing in the fund's assets. As the swinging price only affects shareholders which place subscription or redemption instructions, we have used the notional unswung mid-price history in the tables and charts above in order to remove the volatile effect that the swing pricing has on the depiction of past performance of the Fund. Please refer to the Key Investor Information Document for a past performance depiction based on the dealing price.

**Past performance is not a guide to the future.**

Further ESG information on page 3

## BENCHMARKS

Benchmark

MSCI World Total Return Net Index\*

Performance objective

MSCI World Total Return Net Index +3%\*











\*The benchmark performance shown below is in USD for this share class.

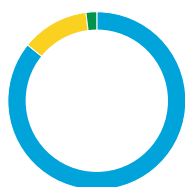


## PORTFOLIO BREAKDOWN

All data source LGIM unless otherwise stated. Totals may not sum due to rounding.

### COUNTRY (%)

 United States	61.2
 Hong Kong	6.6
 Denmark	5.6
 United Kingdom	5.1
 Germany	5.1
 Netherlands	4.5
 Japan	4.1
 Switzerland	3.4
 France	2.8
 Other	1.7



### MARKET CAPITALISATION (%)

Large	85.8
Mid	12.2
Small	2.0













■ Top 10 holdings 38.7%  
■ Rest of portfolio 61.3%  
No. of holdings 40











### TOP 10 HOLDINGS (%)

Microsoft Corp	5.6
Thermo Fisher Scientific	4.2
Facebook	4.1
Mastercard	4.0
Alphabet Cl A	3.7
Paypal Holdings Inc	3.5
McDonald's Corp	3.5
Nestle	3.4
AIA Group Ltd	3.4
S&P Global Inc	3.3

### TOP SECTOR OVER/UNDERWEIGHTS (%)

	Fund	Relative	
Undefined	6.8	6.8	
Communication Services	13.5	4.2	
Information Technology	24.2	2.7	
Financials	15.5	1.7	
Consumer Staples	7.6	0.5	
Real Estate	0.0	-2.7	
Consumer Discretionary	9.4	-2.7	
Utilities	0.0	-3.0	
Energy	0.0	-3.0	
Materials	1.0	-3.6	

### TOP 5 STOCK OVER/UNDERWEIGHTS (%)

	Fund	Relative	
Thermo Fisher Scientific	4.2	3.8	
Mastercard Inc	4.0	3.4	
Alibaba Group Holding Ltd	3.2	3.2	
McDonald's Corp	3.5	3.2	
S&P Global Inc	3.3	3.2	
Visa Inc	0.0	-0.7	
Johnson & Johnson	0.0	-0.8	
Tesla Inc	0.0	-1.0	
Amazon.Com Inc	0.0	-2.6	
Apple Inc	0.0	-3.9	



### SHAUNAK MAZUMDER

Shaunak joined LGIM in 2014 from Asian Century Quest, a multi-billion dollar fundamental focused long/short equity hedge fund based in New York. Shaunak has a BComm from Queen's University Kingston, Canada.

## ESG COMMITMENT

From diesel emissions to oil spills, there have been many tangible examples in recent years of how failures in the way companies are run can have a harmful impact on the environment, society and investor returns. We believe responsible investing can mitigate the risk of such outcomes and has the potential to improve returns through the integration of environmental, social and governance (ESG) considerations, active ownership and long-term thematic analysis.



ESG score of fund

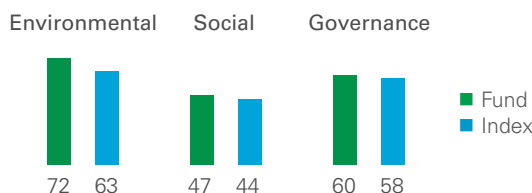


ESG score of index

### ESG SCORE

We score companies based on environmental, social and governance factors. The ESG Score is aligned to our engagement and voting activities. As a result, this portfolio has an aggregate ESG Score of **58** versus a mainstream index of **52**.

This portfolio is constructed through bottom-up fundamental analysis where ESG is fully integrated into stock selection. This qualitative approach contrasts with a systematic approach and is designed to be forward looking, investing in companies with materially improving ESG characteristics. For more details see Notes.



## ENVIRONMENTAL PERFORMANCE

Carbon dioxide (CO<sub>2</sub>) is the most significant contributor to greenhouse gas emissions which are driving climate change. Compared to a fund tracking the unadjusted benchmark, the fund will have a different exposure to current and future sources of carbon dioxide emissions.



**↓ 100%** Lower carbon reserves intensity than the unadjusted benchmark



Equivalent to **2,804 barrels of oil**

### CARBON RESERVES


Carbon reserves are fossil fuels (coal, oil and gas) which, if burnt, will become the carbon emissions of the future. To meet global climate change targets, the unabated use of fossil fuels is expected to decline over time.

The figures below are a measure of the size of carbon reserves held by the fund's underlying companies.

**0 Fund**      **1,192 Benchmark**      **Tonnes of CO<sub>2</sub>e<sup>i</sup> per \$1 million of market capitalisation**

The fund has **100%** lower carbon reserves intensity<sup>ii</sup> compared to a fund tracking the unadjusted benchmark.

The difference in carbon reserves intensity means that for every \$1 million invested in the fund, the exposure to fossil fuels through the underlying companies is reduced by an amount equivalent to **2,804 barrels of oil<sup>iii</sup>**, compared to having invested in the unadjusted benchmark.



**↓ 83%** Lower carbon emissions intensity than the unadjusted benchmark

### CARBON EMISSIONS

Following the global Paris Agreement on climate change, companies in all sectors are expected to reduce their emissions to prepare and adapt for a low-carbon economy.

**25 Fund**      **147 Benchmark**      **Tonnes of CO<sub>2</sub>e per \$1 million of sales**

The fund has **83%** lower carbon emissions intensity compared to a fund tracking the unadjusted benchmark. Carbon emissions intensity describes the relationship between the carbon emissions of a company and its sales<sup>v</sup>.

The difference in carbon emissions intensity means that the fund has selected companies where, for the same level of sales, the associated emissions<sup>v</sup> are lower by **83%** compared to a fund tracking the unadjusted benchmark<sup>vi</sup>.

For further information please go to [www.lgim.com/esginfo](http://www.lgim.com/esginfo)

**The proxy benchmark for this fund is Solactive GBS Developed Markets Large & Mid Cap USD Index.**

---

**NOTES**

<sup>i</sup> Carbon dioxide equivalent (CO<sub>2</sub>e) is a standard unit to compare the emissions of different greenhouse gases.

<sup>ii</sup> The carbon reserves intensity of a company captures the relationship between the carbon reserves the company owns and its market capitalisation. The carbon reserves intensity of the overall fund reflects the relative weights of the different companies in the fund.

<sup>iii</sup> We consider one barrel of oil equivalent to 0.425 tonnes of CO<sub>2</sub>e, based on International Energy Agency and Intergovernmental Panel on Climate Change guidelines.

<sup>iv</sup> The choice of this metric follows best practice recommendations from the **Task Force on Climate-related Financial Disclosures**.

<sup>v</sup> Data on carbon emissions from a company's operations and purchased energy is used.

<sup>vi</sup> This measure is the result of differences in the weights of companies between the index or the fund and the benchmark, and does not depend on the amount invested in the fund. It describes the relative 'carbon efficiency' of different companies in the index (i.e. how much carbon was emitted per unit of sales) or in the fund, not the contribution of an individual investor in financing carbon emissions.

We use a proxy benchmark to represent a typical comparable universe for this fund. The proxy benchmark may not replicate the performance benchmark should the fund make reference to one.

This portfolio is constructed through bottom-up fundamental analysis where ESG is fully integrated into stock selection. This qualitative approach contrasts with a systematic approach as it can be forward looking, investing in companies with materially improving ESG characteristics, rather than purely based on current disclosure. However, to give investors an indication of the profile of the portfolio we score companies based on current environmental, social and governance factors. The ESG Score is aligned to our engagement and voting activities. Therefore the current ESG score of the portfolio may not fully reflect the positive characteristics of the portfolio over and beyond current disclosure.

**HSBC:** Source: HSBC Bank Plc. ("HSBC") – HSBC Climate Solutions Database. All rights in the HSBC Climate Solutions Database and data content therein are vested in HSBC. Neither HSBC, nor its affiliates accept any liability for the accuracy or completeness of the HSBC Climate Solutions Database. No further distribution of HSBC data is permitted without HSBC's express written consent.

**Trucost:** Source: S&P Trucost Limited ©Trucost 2019. All rights in the Trucost Data and Reports vest in Trucost and/or its licensors. Neither Trucost, nor its affiliates, nor its licensors accept any liability for any errors, omissions or interruptions in the Trucost Data and/or Reports. No further distribution of the Data and/or Reports is permitted without Trucost's express written consent.

**Sustainalytics:** Part of this publication may contain Sustainalytics proprietary information that may not be reproduced, used, disseminated, modified nor published in any manner without the express written consent of Sustainalytics. Nothing contained in this publication shall be construed as to make a representation or warranty, express or implied, regarding the advisability to invest in or include companies in investable universes and/or portfolios. The information is provided "as is" and, therefore Sustainalytics assumes no responsibility for errors or omissions. Sustainalytics cannot be held liable for damage arising from the use of this publication or information contained herein in any manner whatsoever.

The calculations above rely on third party data provided at a point in time that may not cover the entirety of the fund's investments or the fund's benchmark (against which the fund's performance is measured). As a result, what we may report may change as third party data changes and may also differ from other third party calculations.

**Refinitiv:** Source: Refinitiv ESG

## RISK AND REWARD PROFILE



Lower risk Higher risk

Potentially lower rewards Potentially higher rewards

The synthetic risk and reward indicator (SRRI) is based on the historic volatility of the fund's value and it may change in the future.

The fund is in category 5 because it invests in company shares which are sensitive to variations in the stock market. The value of company shares can change substantially over short periods of time.

## KEY RISKS

- The value of an investment is not guaranteed and can go down as well as up; you may not get back the amount you originally invested.
- The return from this fund is dependent on relatively few individual investments. This means that a fall in the value of an individual investment can have a major impact on the overall performance of the fund.
- This fund invests in countries where investment markets are considered to be less developed. This means that investments are generally riskier than those in developed markets because they: may not be as well regulated; may be more difficult to buy and sell; may have less reliable arrangements for the safekeeping of investments; or may be more exposed to political and taxation uncertainties. The value of the fund can go up or down more often and by larger amounts than funds that invest in developed countries, especially in the short term.
- The fund could lose money if any institution providing services such as acting as counterparty to derivatives or other instruments, becomes unwilling or unable to meet its obligations to the fund.
- Derivatives are highly sensitive to changes in the value of the asset on which they are based and can increase the size of losses and gains. The impact to the fund can be greater where derivatives are used in an extensive or complex way.
- The fund may have underlying investments that are valued in currencies that are different from the currency of this share class. Exchange rate fluctuations will impact the value of your investment. Currency hedging techniques may be applied to reduce this impact but may not entirely eliminate it.

For more information, please refer to the key investor information document on our website [↗](#)

## TO FIND OUT MORE

Legal & General SICAV  
C/O Northern Trust Global Services SE  
6 rue Lou Hemmer L-1748  
Senningerberg Grand-Duché de Luxembourg

 Visit [www.lgim.com](http://www.lgim.com)

 Call **+352 276 222 514** We may record and monitor calls. Call charges will vary.

 Email [LGIM-TALUX@ntrs.com](mailto:LGIM-TALUX@ntrs.com)

## Important information

Copyright © 2021 Legal & General. This document is subject to copyright. Any unauthorised use is strictly prohibited. All rights are reserved. Issued by LGIM Managers (Europe) Limited, authorised by the Central Bank of Ireland as a UCITS management company (pursuant to European Communities (Undertakings for Collective Investment in Transferable Securities) Regulations, 2011 (S.I. No. 352 of 2011), as amended) and as an alternative investment fund manager with "top up" permissions which enable the firm to carry out certain additional MiFID investment services (pursuant to the European Union (Alternative Investment Fund Managers) Regulations 2013 (S.I. No. 257 of 2013), as amended). Registered in Ireland with the Companies Registration Office (No. 609677). Registered Office: 70 Sir John Rogerson's Quay, Dublin, 2, Ireland. Regulated by the Central Bank of Ireland (No. C173733). We are a member of the Irish Funds Association. All features described in this factsheet are those current at the time of publication and may be changed in the future. Nothing in this factsheet should be construed as advice and it is therefore not a recommendation to buy or sell securities. If in doubt about the suitability of this product, you should seek professional advice. No investment decisions should be made without first reviewing the key investor information document of the Fund ("KIID") which can be obtained from [www.lgim.com](http://www.lgim.com). This factsheet is only directed at investors resident in jurisdictions where this fund is registered for sale. It is not an offer or invitation to persons outside of those jurisdictions. We reserve the right to reject any applications from outside of such jurisdictions. This is an advertising document. The state of the origin of the fund is Luxembourg. In Switzerland, the representative is ACOLIN Fund Services AG, Leutschenbachstrasse 50, CH-8050 Zurich, whilst the paying agent is NPB Neue Privat Bank AG, Limmatquai 1/am Bellevue, P.O. Box, CH-8024 Zurich. The prospectus, the key information documents or the key investor information documents, the articles of association as well as the annual and semi-annual reports may be obtained free of charge from the representative. Past performance is no indication of current or future performance. The performance data do not take account of the commissions and costs incurred on the issue and redemption of units. The funds or securities referred to herein are not sponsored, endorsed, or promoted by MSCI, and MSCI bears no liability with respect to any such funds or securities or any index on which such funds or securities are based. The Prospectus contains a more detailed description of the limited relationship MSCI has with Legal & General Investment Management Limited and its affiliates and any related funds.

**Internal Fund Code: 5430**



## SPOTLIGHT ON LEGAL &amp; GENERAL INVESTMENT MANAGEMENT

We are one of Europe's largest asset managers and a major global investor, with assets under management of \$1,748.3 billion (as at 31 December 2020). We work with a wide range of global clients, including pension schemes, sovereign wealth funds, fund distributors and retail investors.

Source: LGIM internal data as at 31 December 2020. The AUM disclosed aggregates the assets managed by LGIM in the UK, LGIMA in the US and LGIM Asia in Hong Kong. The AUM includes the value of securities and derivatives positions.






## DEALING INFORMATION

Valuation frequency	Daily, 23:00 CET
Dealing frequency	Each Business Day
Settlement period	T+3
Administrator/Custodian	Northern Trust

## CODES

ISIN	Z USD Acc	LU1824428798
	Z USD Dist	LU1824428871
Bloomberg	Z USD Acc	LGGCZUA LX
	Z USD Dist	LGEFZUD LX

## COUNTRY REGISTRATION

 Ireland	 Italy
 Luxembourg	 Switzerland
 United Kingdom	