

# Legal & General Multi-Asset Target Return Fund



Unit Trust (UCITS compliant) R-Class GBP

Base currency: **GBP**

Domicile: **UK**

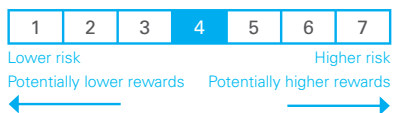
## FUND AIM

The objective of the fund is to provide a combination of income and growth.

The fund aims to achieve a total return of both income and capital of the Bank of England base rate +5% per annum, (the "Benchmark"). This objective is before the deduction of any charges and measured over rolling three year periods.

There is no guarantee that the manager will achieve the above objective in any period and capital invested in the fund is at risk.

## RISK AND REWARD PROFILE



The synthetic risk and reward indicator (SRRI) is based on the historic volatility of the fund's value and it may change in the future.

The fund is in category 4 because of the volatility (how much prices go up and down) of the mixture of assets it invests in.

For more information, please refer to the Key Risks section on page 3.

## WHO IS THIS FUND FOR?

- This fund is designed for investors looking for income and growth through exposure to a diverse portfolio of investments with anticipated lower volatility than would be expected from a typical equity portfolio.
- Although investors can take their money out at any time, this fund may not be appropriate for those who plan to withdraw their money within five years.
- This fund is not designed for investors who cannot afford more than a minimal loss of their investment.
- If you do not understand this document we recommend you seek additional information to help you decide if this fund is right for you.

## FUND FACTS

Fund size	Launch date
<b>£695.4m</b>	<b>20 Mar 2015</b>

## COSTS

Initial charge	Ongoing charge
<b>0.00%</b>	<b>0.96%</b>
Price basis	Bid / Offer spread
<b>Dual</b>	<b>0.24%</b>

For detail on price basis methodologies please refer to the 'Guide to Investing With Us' found on our website. [↗](#)

## BENCHMARKS

Target benchmark
<b>Bank of England Base Rate + 5%</b>
Comparator benchmark
<b>In respect of measuring sensitivity and potential losses, the comparator is: S&amp;P 500 Index</b>

## PERFORMANCE (%)



	1 month	3 months	1 year	3 years	Launch
Fund	1.18	-1.78	1.56	-	2.76
Benchmark	0.46	1.39	5.75	-	8.17
Relative to Benchmark	0.72	-3.17	-4.19	-	-5.41

## 12 MONTH PERFORMANCE TO MOST RECENT QUARTER (%)

	2019	2018	2017	2016	2015
12 months to 30 September					
Fund	0.08	-	-	-	-
Benchmark	5.75	-	-	-	-
Relative to Benchmark	-5.67	-	-	-	-

Performance for the R Acc unit class in GBP, launched on 12 June 2018. Source: Lipper. Performance assumes all fund charges have been taken and that all income generated by the investments, after deduction of tax, remains in the fund.

**Past performance is not a guide to the future.**

## FUND SNAPSHOT

- **What does it invest in?** Invests in a wide range of different types of investment, including funds, company shares, bonds, currencies and derivatives. May invest anywhere in the world, including in developing countries.
- **How does it invest?** Actively managed, and seeks to achieve its return objective while managing overall volatility of the fund, reducing average sensitivity to global share prices and limiting losses in the event of a large fall in global shares.



## RISK MANAGEMENT



























Risk objectives	Target	Over last 3 years
Manage the overall volatility of the Fund	Between 6-10% annualised over rolling three year periods	5.2%
Limit the average sensitivity of the Fund's performance with that of the global share markets*	Less than 40% (equity beta of less than 0.4) of that of the global share markets over rolling three year periods	0.21
Limit the potential losses of the Fund due to large falls in global share markets**	Less than 40% participation in the global share market loss	24%

Source: LGIM, Bloomberg as at 31/10/2019.

\*The global share markets are represented by the S&P 500 Total Return Index for the purpose of measuring sensitivity and potential losses as mentioned above.

\*\*A large fall is regarded as a loss of 10% or more within any 6 month period. The Fund aims to restrict losses to 40% of the global share market loss in any such period.

## RISK AND RETURN ANALYSIS

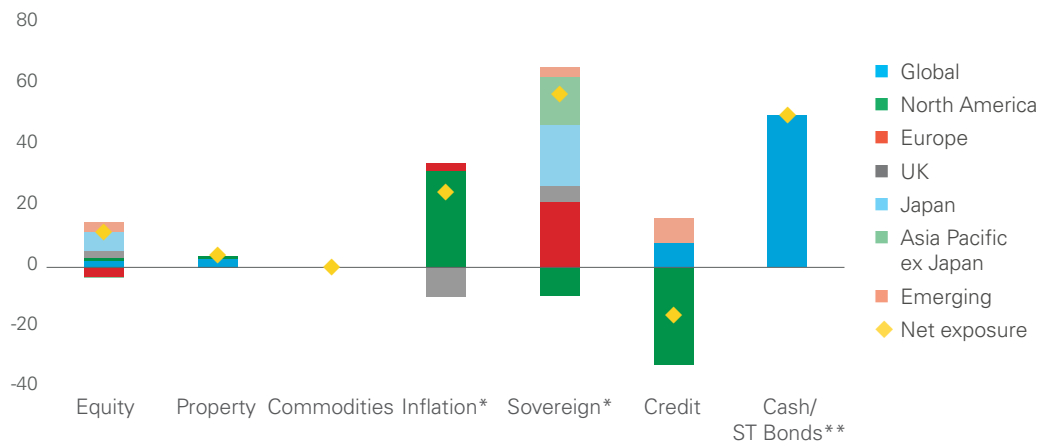
Strategy Name	Standalone Volatility (%)	Contribution to Portfolio Volatility (%)	Attribution (bp)	
			1m	YTD
<b>Market</b>	2.3 	28.4	15	554
Developed Equity	1.1 	11.4	12	156
Credit	0.6 	6.7	7	190
Sovereign Fixed Income	0.4 	0.4	4	94
Emerging Equity	0.4 	5.6	10	13
Property	0.3 	2.7	-8	60
Infrastructure	0.2 	1.5	-10	41
<b>Alternative</b>	2.9 	41.5	-56	50
Currency Valuation	1.4 	16.0	-2	-6
Fixed Income Carry	1.3 	3.9	-39	107
Multi-Asset Trend	1.1 	6.6	-22	-48
Commodity Curve	1.0 	5.0	4	-18
Multi-Asset Momentum	0.7 	3.9	-11	45
Equity Factors	0.7 	2.1	8	-49
EM Real Carry & Trend	0.6 	4.2	6	20
<b>Tactical</b>	3.2 	34.1	172	54
Long US Inflation	1.0 	9.1	9	-40
Short TRY	0.9 	2.9	10	12
Long US Tech vs S&P 500	0.8 	4.2	25	72
Short US Equities	0.8 	-6.5	-5	-5
EU Cyclical vs Defensives	0.8 	4.9	-6	-7
Short SGD/RW	0.8 	6.5	15	9
Short IG Credit	0.7 	-6.3	-12	-67
UK RPI Steepener	0.7 	2.1	99	-31
EUR Swap Spread	0.7 	2.2	6	3
Forward Starting US Duration	0.7 	-1.4	-13	0
Remaining 15 Strategies^	0.0	16.4	44	108
<b>Risk</b>	4.9	-4.0	-5	-97
<b>Total Attributed</b>	<b>5.2</b>	<b>100.0</b>	<b>126</b>	<b>560</b>

^This includes trades that have been closed this month.

## PORTFOLIO BREAKDOWN

All data source LGIM unless otherwise stated. Totals may not sum due to rounding.

### ASSET CLASS AND REGIONAL EXPOSURE (%)



\*10-year equivalent exposure

\*\*ST = Short Term. Cash balance is across GBP, USD and EUR.

### FX EXPOSURE (NET %)

Euro-Bloc	15.7
USD-Bloc	1.8
Emerging	1.7
GBP (vs Base)	2.2
EUR	-21.4



**Emiel van den Heiligenberg**



**Willem Klijnstra**



**John Roe**



**Christopher Teschmacher**

### FUND MANAGERS

The fund is managed by the Asset Allocation team. Emiel van den Heiligenberg (Head of Asset Allocation), John Roe (Head of Multi-Asset Funds), Willem Klijnstra (Strategist) and Chris Teschmacher (Fund Manager) are the lead portfolio managers of the fund. The team has a wealth of experience from different fields, including fund management, investment consulting and risk management. We have significant in-house macro investing capabilities driven by our team based approach which draws upon our economic, strategy and fund management expertise.

## KEY RISKS

- The value of your investment may fall as well as rise and is not guaranteed. You might get back less than you invest.
- The fund is a Target Return Fund. This type of fund tries to increase the value of your investment over a period of time, in both rising and falling markets. However, there is no guarantee of returns. You may not get back the money you invest. Target Return Funds use a range of different types of investment strategies and may use derivatives. It is possible that the value of these funds could go down when the market is rising, or may not rise as quickly.
- This fund holds bonds that are traded through agents, brokers or investment banks matching buyers and sellers. This makes the bonds less easy to buy and sell than investments traded on an exchange. In exceptional circumstances the fund may not be able to sell bonds and may defer withdrawals, or suspend dealing. The Directors can only delay paying out if it is in the interests of all investors and with the permission of the fund depository.
- The fund invests directly or indirectly in bonds which are issued by companies or governments. If these companies or governments experience financial difficulty, they may be unable to pay back some or all of the interest, original investment or other payments that they owe. If this happens, the value of the fund may fall.
- The fund could lose money if any institution providing services such as acting as counterparty to derivatives or other instruments, becomes unwilling or unable to meet its obligations to the fund.
- Derivatives are highly sensitive to changes in the value of the asset on which they are based and can increase the size of losses and gains. The impact to the fund can be greater where derivatives are used in an extensive or complex way.
- The fund may have underlying investments that are valued in currencies that are different from sterling (British pounds). Exchange rate fluctuations will impact the value of your investment. Currency hedging techniques may be applied to reduce this impact but may not entirely eliminate it.
- Investment returns on bonds are sensitive to trends in interest rate movements. Such changes will affect the value of your investment.

For more information, please refer to the key investor information document on our website [↗](#)



### SPOTLIGHT ON LEGAL & GENERAL INVESTMENT MANAGEMENT

We are one of Europe's largest asset managers and a major global investor, with assets under management of £1,134.5 billion (as at 30 June 2019). We work with a wide range of global clients, including pension schemes, sovereign wealth funds, fund distributors and retail investors.

The AUM disclosed aggregates the assets managed by LGIM in the UK, LGIMA in the US and LGIM Asia in Hong Kong. The AUM includes the value of securities and derivatives positions.

### DEALING INFORMATION

Valuation frequency	Daily, 3pm (UK time)
Dealing frequency	Daily
Settlement period	T+4

### CODES

<b>ISIN</b>	GB00BF3SPY46
<b>SEDOL</b>	BF3SPY4
<b>Bloomberg</b>	LGMATRR LN

### TO FIND OUT MORE

 Visit [www.legalandgeneral.com](http://www.legalandgeneral.com)

 Call **0370 050 0955**

 Email [investments@landg.com](mailto:investments@landg.com)

Lines are open Monday to Friday 8.30am to 6.00pm. We may record and monitor calls. Call charges will vary.

### Important information

Copyright © 2019 Legal & General. This document is subject to copyright. Any unauthorised use is strictly prohibited. All rights are reserved. Issued by Legal & General (Unit Trust Managers) Limited as management company for this fund. Registered in England and Wales No. 01009418. Registered Office: One Coleman Street, London, EC2R 5AA. Authorised and Regulated by the Financial Conduct Authority No. 119273. We are members of the Investment Association. All features described in this fact sheet are those current at the time of publication and may be changed in the future. Nothing in this fact sheet should be construed as advice and it is therefore not a recommendation to buy or sell investments. If in doubt about the suitability of this product, you should seek professional advice. No investment decisions should be made without first reviewing the key investor information document of the Fund ("KIID") which can be obtained from [www.legalandgeneral.com](http://www.legalandgeneral.com). This fact sheet is only directed at investors resident in jurisdictions where this fund is registered for sale. It is not an offer or invitation to persons outside of those jurisdictions. We reserve the right to reject any applications from outside of such jurisdictions. The S&P 500 Index is a product of S&P Dow Jones Indices LLC, a division of S&P Global, or its affiliates ("SPDJI") and any associated third party licensors, and has been licensed for use by Legal & General Investment Management ("LGIM"). Standard & Poor's® and S&P® are registered trademarks of Standard & Poor's Financial Services LLC, a division of S&P Global ("S&P"); Dow Jones® is a registered trademark of Dow Jones Trademark Holdings LLC ("Dow Jones"); Any third party licensor trademarks are trademarks of the third party licensor and these trademarks have been licensed for use by SPDJI and sublicensed for certain purposes by LGIM. LGIM's product, or that of its affiliates, is not sponsored, endorsed, sold or promoted by SPDJI, Dow Jones, S&P, their respective affiliates, or the third party licensor and none of such parties make any representation regarding the advisability of investing in such product(s) nor do they have any liability for any errors, omissions, or interruptions of the S&P 500 Index.