

# Legal & General UK Equity Income Fund

Unit Trust (UK UCITS compliant) I-Class GBP

Base currency: **GBP**

Domicile: **UK**



## FUND AIM

The objective of the Fund is to provide income and growth above those of the FTSE All Share TR Net Index, the "Benchmark Index". The Fund aims to outperform the Benchmark Index by 2% per annum. This objective is before the deduction of any charges and measured over rolling three year periods.

## RISK AND REWARD PROFILE



The synthetic risk and reward indicator (SRRI) is based on the historic volatility of the fund's value and it may change in the future.

The fund is in category 6 because it invests in company shares which are sensitive to variations in the stock market. The value of company shares can change substantially over short periods of time.

For more information, please refer to the Key Risks section on page 4.

## WHO IS THIS FUND FOR?

- This fund is designed for investors looking for a more specialist investment providing income and growth from an investment in UK company shares with recovery prospects.
- Although investors can take their money out at any time, this fund may not be appropriate for those who plan to withdraw their money within five years.
- This fund is not designed for investors who cannot afford more than a minimal loss of their investment.
- If you do not understand this document we recommend you seek additional information to help you decide if this fund is right for you.

## FUND FACTS

Fund size <b>£243.7m</b>	Fund launch date <b>31 Mar 2011</b>
Historical yield <b>2.9%</b>	

## COSTS

Initial charge <b>0.00%</b>	Ongoing charge <b>0.78%</b>
Price basis <b>Single swing</b>	Dilution adjustment <b>0.72%- round trip</b>

## BENCHMARKS

Benchmark  
**FTSE All Share TR Net Index**

Performance objective  
**FTSE All Share TR Net Index +2%**

Comparator benchmark  
**IA Sector: UK Equity Income**

## PERFORMANCE (%)



	1 month	3 months	1 year	3 years	5 years
■ Fund	5.55	9.00	37.24	1.97	16.77
■ Benchmark	3.97	5.18	26.67	9.76	35.44
Performance objective	-	-	-	16.53	48.89
Comparator	4.80	6.69	32.62	8.73	25.46

## 12 MONTH PERFORMANCE TO MOST RECENT QUARTER (%)

12 months to 31 March	2021	2020	2019	2018	2017
Fund	37.24	-26.88	1.62	-1.92	16.75
Benchmark	26.67	-18.49	6.31	1.21	21.91
Comparator	32.62	-20.75	3.45	0.38	14.95

For annual performance against the performance objective please see the Key Investor Information Document (KIID). Performance for the I Inc unit class in GBP, launched on 31 March 2011. Source: Lipper. Performance assumes all fund charges have been taken and that all income generated by the investments, after deduction of tax, remains in the fund.

**Past performance is not a guide to the future.**

## FUND SNAPSHOT

- **What does it invest in?** Invests at least 80% in the shares of UK companies.
- **How does it invest?** Actively managed, with holdings in between 40 and 60 companies on average over a typical market cycle of 3-5 years.

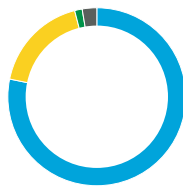


## PORTFOLIO BREAKDOWN

All data source LGIM unless otherwise stated. Totals may not sum due to rounding.

### COUNTRY (%)

	United Kingdom	100.0
--	----------------	-------



### MARKET CAPITALISATION (%)

Large	78.2
Mid	17.8
Small	1.4
Micro	-
Cash and Equivalents	2.6



■ Top 10 holdings 31.2%  
■ Rest of portfolio 68.8%  
No. of holdings 47

### TOP 10 HOLDINGS (%)

BHP Group Plc	3.6
Imperial Brands	3.5
BT Group	3.5
Rio Tinto	3.4
Barclays	3.0
Next	2.9
Phoenix Group Holdings	2.9
Prudential	2.9
British American Tobacco	2.8
Direct Line Insurance	2.8

### TOP SECTOR OVER/UNDERWEIGHTS (%)

	Fund	Relative	
Consumer Discretionary	20.5	7.7	
Telecommunications	4.6	2.4	
Financials	25.3	1.8	
Unclassified	0.8	0.8	
Real Estate	3.2	0.5	
Energy	6.5	-1.1	
Technology	0.0	-1.1	
Utilities	1.6	-1.4	
Consumer Staples	13.4	-2.9	
Health Care	2.6	-5.7	

### TOP 5 STOCK OVER/UNDERWEIGHTS (%)

	Fund	Relative	
BT Group	3.5	2.9	
Imperial Brands	3.5	2.9	
Phoenix Group Holdings	2.9	2.8	
Direct Line Insurance	2.8	2.6	
Next	2.9	2.5	
Royal Dutch Shell	2.6	-2.1	
Unilever	2.3	-2.2	
Diageo	0.0	-3.0	
HSBC Holdings	0.0	-3.8	
AstraZeneca	0.0	-4.2	

## FUND MANAGER COMMENTARY

Positive market sentiment and broadening equity market participation drove a strong return for the UK equity market in March. The month also experienced a decline in volatility, as measured by the VIX index, compared to prior months of this year. Business surveys helped fuel positive sentiment, most notably the improvement in the UK service sector, with businesses highlighting improving consumer confidence and signs of pent-up demand. Market concern around inflation, reflected through rising bond yields, continued to be a key debate among investors. This, along with the reopening trade, continued the recent value stock rally, with the equity factor maintaining the recent outperformance over growth. Looking ahead, increasing reopening optimism, positive earnings momentum and M&A activity continue to offer support from a bottom-up perspective, in addition to economic growth/policy outlook. The success of UK's vaccine program has continued, although investors will be monitoring potential issues around supply, which may slow the rate of progress.

The L&G UK Equity Income Fund outperformed against its benchmark in March. Stock selection accounted for all of the outperformance, driven by our names in Financials and Health Care. Sector allocation was broadly neutral, with the benefit of our overweight position in Telecoms being offset by our underweight position in Consumer Staples. By stock, significant positive contributions came from our holdings in BT Group and Taylor Wimpey. Not owning LSE was also beneficial. Underperforming names included John Wood Group and Direct Line Insurance.

There were no notable portfolio changes in the period.

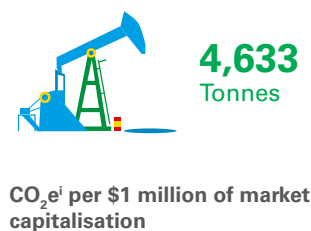


### STEPHEN MESSAGE

Stephen joined LGIM in 2017 as a Fund Manager for the UK Equity Income portfolios. He has been managing the UK Equity Income Trust since November 2017. Stephen joined from Old Mutual where he was responsible for the management of the Old Mutual UK Equity Income fund from 2009 until 2016. Prior to that, he was a Fund Manager at Bessemer Trust from 2006 until 2008. Stephen graduated from Imperial College London with a MEng in Aeronautical Engineering. He is also a CFA charterholder.

## ENVIRONMENTAL PERFORMANCE


Carbon dioxide (CO<sub>2</sub>) is the most significant contributor to greenhouse gas emissions which are driving climate change.



### CARBON RESERVES

Carbon reserves are fossil fuels (coal, oil and gas) which, if burnt, will become the carbon emissions of the future. To meet global climate change targets, the unabated use of fossil fuels is expected to decline over time.

The figure is a measure of the size of carbon reserves held by the fund's underlying companies.



### CARBON EMISSIONS

Following the global Paris Agreement on climate change, companies in all sectors are expected to reduce their emissions to prepare and adapt for a low-carbon economy.

Carbon emissions intensity describes the relationship between the carbon emissions of a company and its sales<sup>ii</sup>.

## NOTES

<sup>i</sup> Carbon dioxide equivalent (CO<sub>2</sub>e) is a standard unit to compare the emissions of different greenhouse gases.

<sup>ii</sup> The choice of this metric follows best practice recommendations from the **Task Force on Climate-related Financial Disclosures**.

**Trucost:** Source: S&P Trucost Limited © Trucost 2019. All rights in the Trucost Data and Reports vest in Trucost and/or its licensors. Neither Trucost, nor its affiliates, nor its licensors accept any liability for any errors, omissions or interruptions in the Trucost Data and/or Reports. No further distribution of the Data and/or Reports is permitted without Trucost's express written consent.

The calculations above rely on third party data provided at a point in time that may not cover the entirety of the fund's investments or the fund's benchmark (against which the fund's performance is measured). As a result, what we may report may change as third party data changes and may also differ from other third party calculations.

**Refinitiv:** Source: Refinitiv ESG

 For further information please go to [www.lgim.com/esginfo](http://www.lgim.com/esginfo)

## KEY RISKS

- The value of an investment and any income taken from it is not guaranteed and can go down as well as up; you may not get back the amount you originally invested.
- The fund could lose money if any institution providing services such as acting as counterparty to derivatives or other instruments, becomes unwilling or unable to meet its obligations to the fund.
- Derivatives are highly sensitive to changes in the value of the asset on which they are based and can increase the size of losses and gains. The impact to the fund can be greater where derivatives are used in an extensive or complex way.
- The fund may have underlying investments that are valued in currencies that are different from sterling (British pounds). Exchange rate fluctuations will impact the value of your investment. Currency hedging techniques may be applied to reduce this impact but may not entirely eliminate it.
- We may take some or all of the ongoing charges from the fund's capital rather than the fund's income. This increases the amount of income, but it reduces the growth potential and may lead to a fall in the value of the fund.

For more information, please refer to the key investor information document on our website [↗](#)

## LATEST DISTRIBUTION INFORMATION

For distributing unit classes, the latest payments are shown below. Please note that these payments are not guaranteed, are at the discretion of the manager and may be paid out of capital.

Type	Ex-div date	Pay date	Pence per unit
Final	25 Jan 21	24 Mar 21	0.28p
Interim	26 Oct 20	24 Dec 20	0.49p
Interim	27 Jul 20	24 Sep 20	0.31p
Interim	27 Apr 20	24 Jun 20	0.55p



## SPOTLIGHT ON LEGAL & GENERAL INVESTMENT MANAGEMENT

We are one of Europe's largest asset managers and a major global investor, with assets under management of £1,278.9 billion (as at 31 December 2020). We work with a wide range of global clients, including pension schemes, sovereign wealth funds, fund distributors and retail investors.

Source: LGIM internal data as at 31 December 2020. The AUM disclosed aggregates the assets managed by LGIM in the UK, LGIMA in the US and LGIM Asia in Hong Kong. The AUM includes the value of securities and derivatives positions.

## DEALING INFORMATION

Valuation frequency	Daily, 12pm (UK time)
Dealing frequency	Daily
Settlement period	T+4

## CODES

<b>ISIN</b>	I Acc	GB00B6HBD759
	I Inc	GB00B56B1J72
<b>SEDOL</b>	I Acc	B6HBD75
	I Inc	B56B1J7
<b>Bloomberg</b>	I Acc	LGUEIIA
	I Inc	LGUEIII

## TO FIND OUT MORE

 Visit [www.legalandgeneral.com](http://www.legalandgeneral.com)

 Call **0370 050 0955**

 Email [investments@landg.com](mailto:investments@landg.com)

Lines are open Monday to Friday 8.30am to 6.00pm. We may record and monitor calls. Call charges will vary.

## Important information

Copyright © 2021 Legal & General. This document is subject to copyright. Any unauthorised use is strictly prohibited. All rights are reserved. Issued by Legal & General (Unit Trust Managers) Limited as management company for this fund. Registered in England and Wales No. 01009418. Registered Office: One Coleman Street, London, EC2R 5AA. Authorised and Regulated by the Financial Conduct Authority No. 119273. We are members of the Investment Association. All features described in this fact sheet are those current at the time of publication and may be changed in the future. Nothing in this fact sheet should be construed as advice and it is therefore not a recommendation to buy or sell investments. If in doubt about the suitability of this product, you should seek professional advice. No investment decisions should be made without first reviewing the key investor information document of the Fund ("KIID") which can be obtained from [www.legalandgeneral.com](http://www.legalandgeneral.com). This fact sheet is only directed at investors resident in jurisdictions where this fund is registered for sale. It is not an offer or invitation to persons outside of those jurisdictions. We reserve the right to reject any applications from outside of such jurisdictions.

Source: London Stock Exchange Group plc and its group undertakings (collectively, the "LSE Group"). © LSE Group 2021. FTSE Russell is a trading name of certain of the LSE Group companies. "FTSE®" is a trade mark of the relevant LSE Group companies and is used by any other LSE Group company under license. All rights in the FTSE Russell indexes or data vest in the relevant LSE Group company which owns the index or the data. Neither LSE Group nor its licensors accept any liability for any errors or omissions in the indexes or data and no party may rely on any indexes or data contained in this communication. No further distribution of data from the LSE Group is permitted without the relevant LSE Group company's express written consent. The LSE Group does not promote, sponsor or endorse the content of this communication.